

CLEAN ENERGY ATTITUDES OF AMERICANS

Prepared for

Citizens Lead for Energy Action Now (CLEAN)
And Civil Society Institute

Prepared by

OPINION RESEARCH CORPORATION

September 24, 2008

Table of Contents

	<u>Page</u>
Background and Purpose	2
Executive Summary.....	3
Detailed Findings	8
Appendix.....	37

Background and Purpose

- This report is based on the findings of a telephone survey conducted by Opinion Research Corporation's CARAVAN omnibus. The survey was conducted among a sample of 1,006 adults (503 men and 503 women) aged 18 and older living in private households in the Continental United States. Interviewing was completed September 12-15, 2008.
- Eight earlier phone surveys conducted for CSI contained some of those same questions and the data are quoted here for trend purposes. Those earlier surveys were conducted:
 - June 17-20, 2005 among 1,017 adults
 - September 15-18, 2005 among 1,019 adults
 - September 21-25, 2006 among 2,055 adults
 - April 19-22, 2007 among 1,013 adults
 - September 27-30, 2007 among 1,003 adults
 - January 11-14, 2008 among 1,001 adults,
 - February 7-10, 2008 among 1,006 adults, and
 - June 12-15, 2008 among 1,005 adults.
- All nine surveys were weighted by four variables: age, sex, geographic region and race to ensure reliable and accurate representation of the total population. The margin of error for surveys with samples of around 1,000 respondents, at the 95% confidence level, is plus or minus three percentage points. The margin for the one survey of around 2,000 respondents is plus or minus three percentage points. Smaller sub-groups in any survey will have larger error margins.

Executive Summary

- ***Most Americans want the next President and Congress to achieve energy independence by relying on clean energy sources, rather than coal, oil and nuclear power plants.*** When asked what elected officials should make “their number one energy-related priority for the nation” in 2009, about three out of five (59 percent) favor “promoting energy sources such as wind or solar, more conservation of energy, and hybrid or other highly fuel-efficient cars,” compared to only about one in four (26 percent) who want a focus on “promoting energy sources such as more coal-fired power plants, oil from offshore drilling and nuclear power.” One in 10 Americans think that “no change in use of foreign energy is necessary.” Some interesting variations in the data are evident: women (65 percent) are more likely than men (53 percent) to favor a primarily clean energy solution from Washington. The same is true of Democrats (71 percent) and Independents (59 percent), when compared to Republicans (44 percent). By contrast, Republicans (41 percent) are much more likely to support the oil-coal-nuclear solution than are Democrats (18 percent) and Independents (16 percent).
- ***Wind and solar are seen as the future of energy for America.*** More than two out of three Americans now see coal (70 percent) and oil (67 percent) as the “power sources of yesterday.” By contrast, solar and wind are seen as “power sources of tomorrow” by 92 percent and 88 percent of Americans, respectively.

Executive Summary

- ***More than four out of five Americans want to see government aid for wind and solar power put on the same or better footing than coal-fired and nuclear power plants.*** More than half of Americans (52 percent) – including 59 percent of Republicans, 48 percent of Democrats and 44 percent of Independents -- wants the government to “evenly divide” any subsidies, tax breaks or other incentives for new construction “between nuclear power and coal-fired power plants and energy sources such as wind and solar.” Nearly a third of Americans (30 percent) – including 38 percent of Democrats, and 33 percent of Independents – would go further, having the government “shift all or most of them from nuclear power and coal-fired power plants to energy sources such as wind and solar.” Only about one in 10 Americans (12 percent) would “keep the incentives for nuclear power and coal-fired power the way they are today.”
- ***A halt to construction of new coal-fired power plants is supported by Americans.*** Nearly three out four Americans (73 percent) – including 64 percent of Republicans, 82 percent of Democrats and 68 percent of Independents -- would support “a five-year moratorium on new coal-fired power plants in the United States if there was stepped-up investment in clean, safe renewable energy -- such as wind and solar -- and improved home energy-efficiency standards.

Executive Summary

- – ***Most Americans know that time is running out to deal with global warming.*** More than three out of five Americans (63 percent) believe that “global warming is a problem and we have limited time to figure out the solutions to it,” compared to just 6 percent who agree there is a problem “but it is too late to figure out the solutions to it” or the 12 percent who agree on the problem but believe “we have plenty of time to figure out the solutions to it.” Fewer than one in five Americans (16 percent) say that “global warming is not a problem, so no solutions are needed.” Republicans are far more likely at 29 percent to see no problem posed by global warming, compared to Democrats (5 percent) and Independents (15 percent).
- ***The vast majority of Americans see a positive or neutral economic impact from dealing with global warming.*** Fewer than one in five Americans (17 percent) believe that “action on global warming will hurt the U.S. economy,” while over half (51 percent) believe “action on global warming will create new jobs and investment. Just over a quarter (28 percent) say that such action “will neither help nor hurt the economy”. Republicans are roughly twice as likely (24 percent) as Democrats (12 percent) and Independents (13 percent) to see a possible economic peril in acting on global warming.
- ***Americans pick clean energy over coal and nuclear power.*** Two out of three Americans would ask for wind, solar and other renewable energy technologies if they could “tell your power or utility company where to get the power to run your house.” By contrast, only 8 percent would pick nuclear power and just three would pick “coal-generated power.”

Executive Summary

- **Today's politicians are not seen as likely to act on climate issues.** Two out of three Americans have “only a small degree of confidence” (40 percent) or “no confidence” (27 percent) that “our current elected officials in the United States will act decisively on global warming issues.”
- **Energy issues will figure prominently at the ballot box in November.** More than nine out of 10 Americans (91 percent) say that “the views of candidates on energy-related issues -- such as gasoline prices, home heating oil prices, global warming and energy independence” will be important as they vote in 2008. Of this amount nearly three in five (58 percent) say that energy issues will be “very important” to how they vote.

Other key findings include the following:

- More than three out of four Americans (78 percent) agree with the following statement: “The effects of global warming require that we take timely and decisive steps for renewable, safe and clean energy sources. We need transitional technologies on our path to energy independence. There are tough choices to be made and tradeoffs. We cannot afford to postpone decisions since there are no perfect options.”
- More than nine out of 10 Americans (91 percent) agree with the following statement: “The reliance on fossil fuels is the product of the industrial revolution of the 19th and early 20th centuries. Do you think it is time for our nation to start thinking in terms of the concept of a ‘new industrial revolution,’ one that is characterized by the orderly phasing out of fossil fuels and the phasing in of clean, renewable energy sources -- many of which are available now, such as wind and solar for electricity, hybrid and clean diesel technologies for cars?”

Executive Summary

- More than four out of five Americans (85 percent) do not think “the federal government is doing enough about high energy prices and the U.S. dependence on Middle Eastern energy sources.
- Over half (52 percent) of Americans are more likely to “buy a hybrid, clean-diesel or other more fuel-efficient vehicle now” than they were six months ago. Less than a third (31 percent) are no more likely to buy such a vehicle and well under one in five (15 percent) are less likely to make such a purchase.
- About seven out of 10 Americans (69 percent) think “the U.S. government should set a national goal of declaring July 4, 2015, as ‘Energy Independence Day’ -- a real target date for ending our reliance on Middle Eastern and other foreign oil supplies.

Detailed Findings

The Number One Energy Priority of the Next President

- About six out of 10 Americans (59%) want the number one energy priority of the next president to be independence from foreign energy primarily by promoting energy sources like solar and wind, conservation and hybrid or fuel-efficient cars. Only a quarter (26%) want the number energy priority to be promoting more energy from sources like coal-fired power plants or offshore drilling. One-in-10 think there should be no change in our use of foreign energy.
 - Women are much more likely to think the number one priority should be alternative sources than are men (65% vs. 53%).
 - Those in households with no children are also more likely than those with children to favor the number one priority being alternative energy and conservation than are those with children in the household (63% vs. 54%).
 - College educated respondents are far more likely to want alternatives/conservation to be the number one priority than are those with less than a high school education (68% vs. 36%).
 - Along partisan lines, 71% of Democrats say alternatives/conservation should be the priority compared to 59% of Independents and only 44% of Republicans.
 - Sixty-three percent of those who think the government is not doing enough on energy issues want this to be the first president's first energy priority.

The Number One Energy Priority of the Next President

R7: Let's look ahead to January 2009 – after the election of a new President and a new Congress. Which one of the following options do you think elected officials should make their number one energy-related priority for the nation?

Independence from foreign energy primarily by promoting energy sources such as...

Wind or solar, more conservation, and hybrid or other highly fuel-efficient cars

59%

More coal-fired power plants, oil from offshore drilling and nuclear power

26%

No change in use of energy is necessary

10%

Don't know

5%

0% 10% 20% 30% 40% 50% 60% 70%

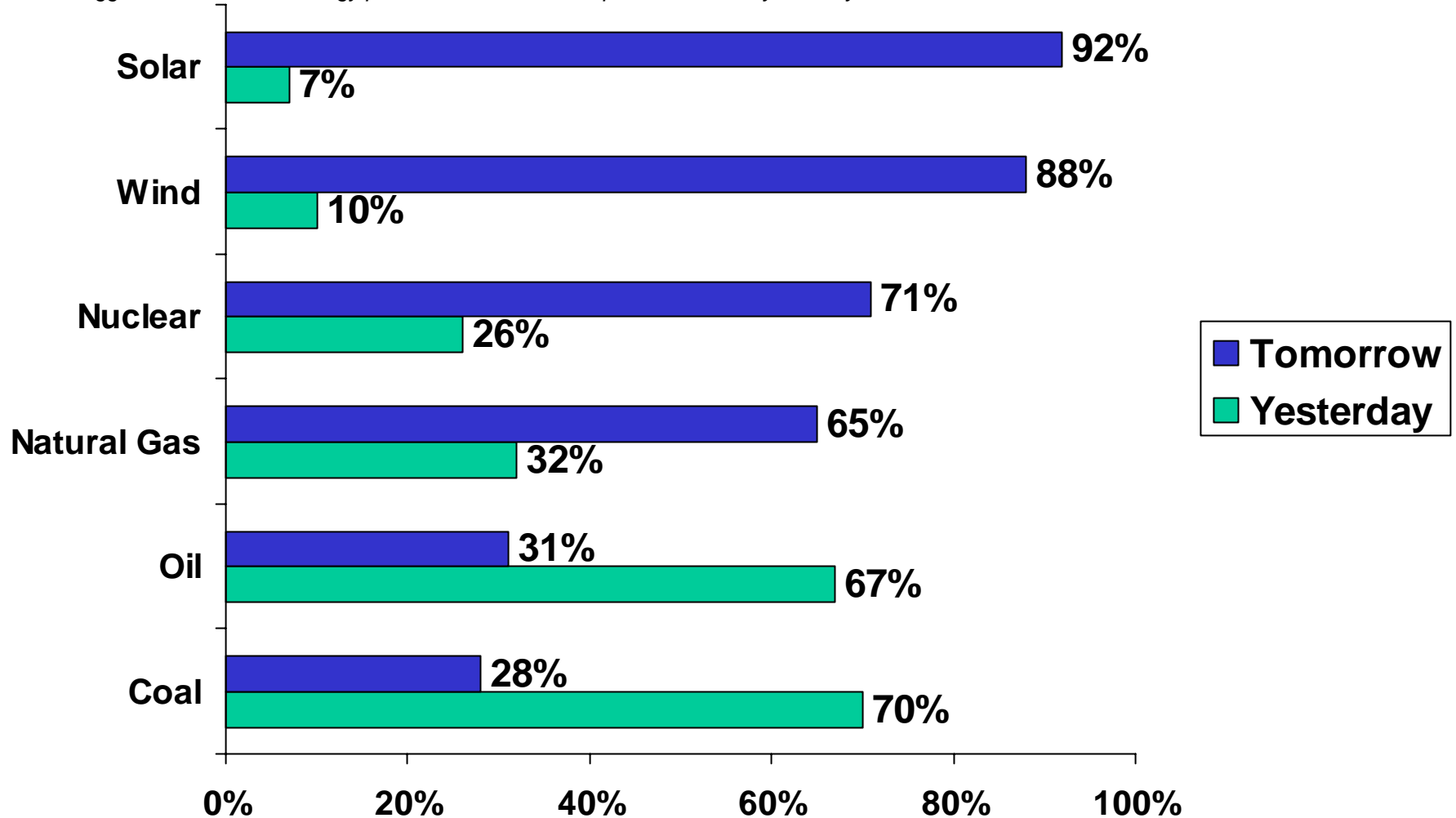
Base = Total respondents: N=1,006, September 12-15, 2008.

Solar and Wind are the Power Sources of Tomorrow -- Coal and Oil are the Sources of Yesterday

- When asked, majorities of Americans think solar, wind, nuclear and natural gas are energy sources of tomorrow. A majority think of coal and oil as an energy source of yesterday.
 - Men are more likely than women to think that nuclear power is a power source of tomorrow (75% vs. 67%).
 - Women are more likely than men to think that coal is a power source of yesterday (76% vs. 64%).
 - Younger respondents under age 35 are more likely to think of coal as an energy source of yesterday (84%) than are those over 35 (50%).
 - Along partisan lines, 80% of Republicans say nuclear power is a source of the future compared to 66% of Democrats and 67% of Independents.
 - Forty-one percent of Republicans think oil is a power source of the future compared to only 24% of Democrats and 32% of Independents.
 - Democrats (79%) and Independents are a lot more likely to think coal is a power source of the past than are Republicans (58%).
 - Republicans are also a lot less likely to think that oil is a power source of the past (57%) compared to Democrats (74%) or Independents (65%).

Solar and Wind are the Power Sources of Tomorrow -- Coal and Oil are the Sources of Yesterday

R6: I am going to read you a list of power sources. In each case, please indicate which ones you think are "power sources of tomorrow" that should play a bigger role in the U.S. energy picture and which are a "power source of yesterday."



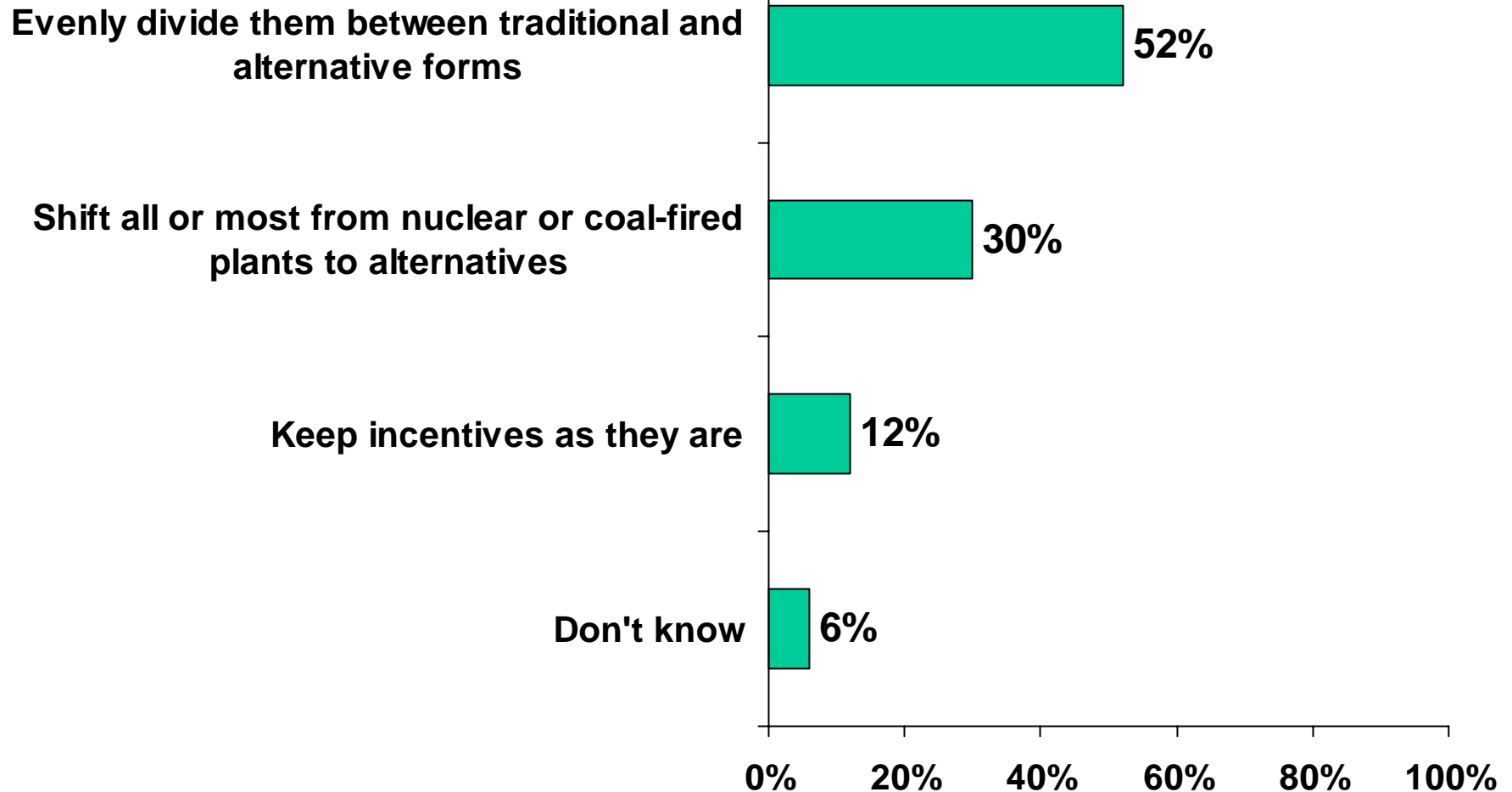
Base = Total respondents: N=1,006, September 12-15, 2008.

Government Incentives and Subsidies Should be Evenly Split Between Traditional and Alternative Sources of Energy

- In a question about government incentives and subsidies, it was explained that utility rates are set by the government and subsidies are given for the construction of coal and nuclear fueled power plants in this country. Respondents were asked if these investments in energy production should be shifted entirely to plants using alternative sources of energy, split evenly between traditional plants and alternatives or if the incentives should be left as they are. Half (52%) favor an even split, about a third (30%) favor a complete shift to alternatives and 12% say the incentives should stay the way they are.
 - Those in the Northeast are a lot more likely than other regions to favor splitting the incentives (61% vs. (49%).
 - Along partisan lines, 59% of Republicans are in favor of splitting the incentives compared to only 48% of Democrats and 44% of Independents.
 - Democrats and Independents (38% and 33%) are more in favor of shifting these incentives to alternative fuels than are Republicans (19%).

Government Incentives and Subsidies Should be Evenly Split Between Traditional and Alternative Sources of Energy

R5: Some experts say the following: "Utility rates set by government agencies along with taxpayer subsidies or loan guarantees for coal and nuclear power plant construction, are a form of public energy investment. If we are going to make such a public energy investment, it should lead to innovation, jobs, a stronger economy and safe, clean power." In view of this statement, what do you think the U.S. should do regarding these subsidies and incentives?



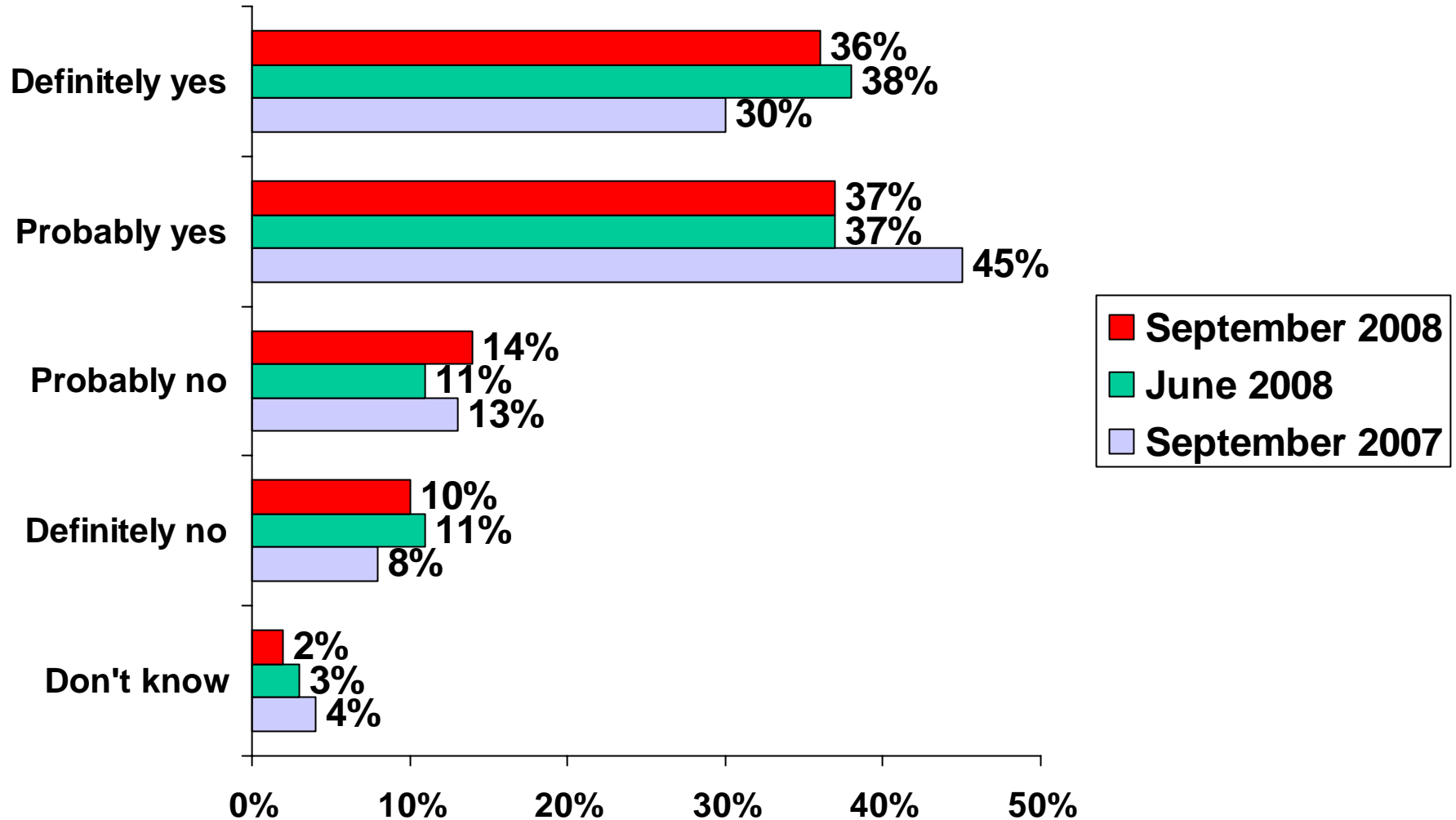
Base = Total respondents: N=1,006, September 12-15, 2008.

A 5 Year Moratorium on Coal-Fired Electricity Plants

- Nearly three-fourths (73%) would support a five-year moratorium on coal-fired power plants if there was stepped up investment in clean, renewable energy. Overall, this finding is unchanged since the September 2007 survey, but the intensity of opinion has shifted. In September 2007, 30% said definitely yes to this idea. In the latest survey this has increased to 36%.
 - Women are much more likely to say yes to this idea (79%) than are men (68%).
 - Along partisan lines, 82% of Democrats say yes to this idea, 68% of Independents do and only 64% of Republicans feel the same way.

A 5 Year Moratorium on Coal-Fired Electricity Plants

B14/L4/R9: More than half of power plant-generated electricity comes from coal. Experts say that power plants are responsible for about 40 percent of U.S. carbon dioxide pollution linked to global warming. There are plans to build more than 150 new coal-fired power plants over the next several years. Would you support a five-year moratorium on new coal-fired power plants in the United States if there was stepped-up investment in clean, safe and renewable energy – such as wind and solar – and improved home energy-efficiency standards? Would you say... ?



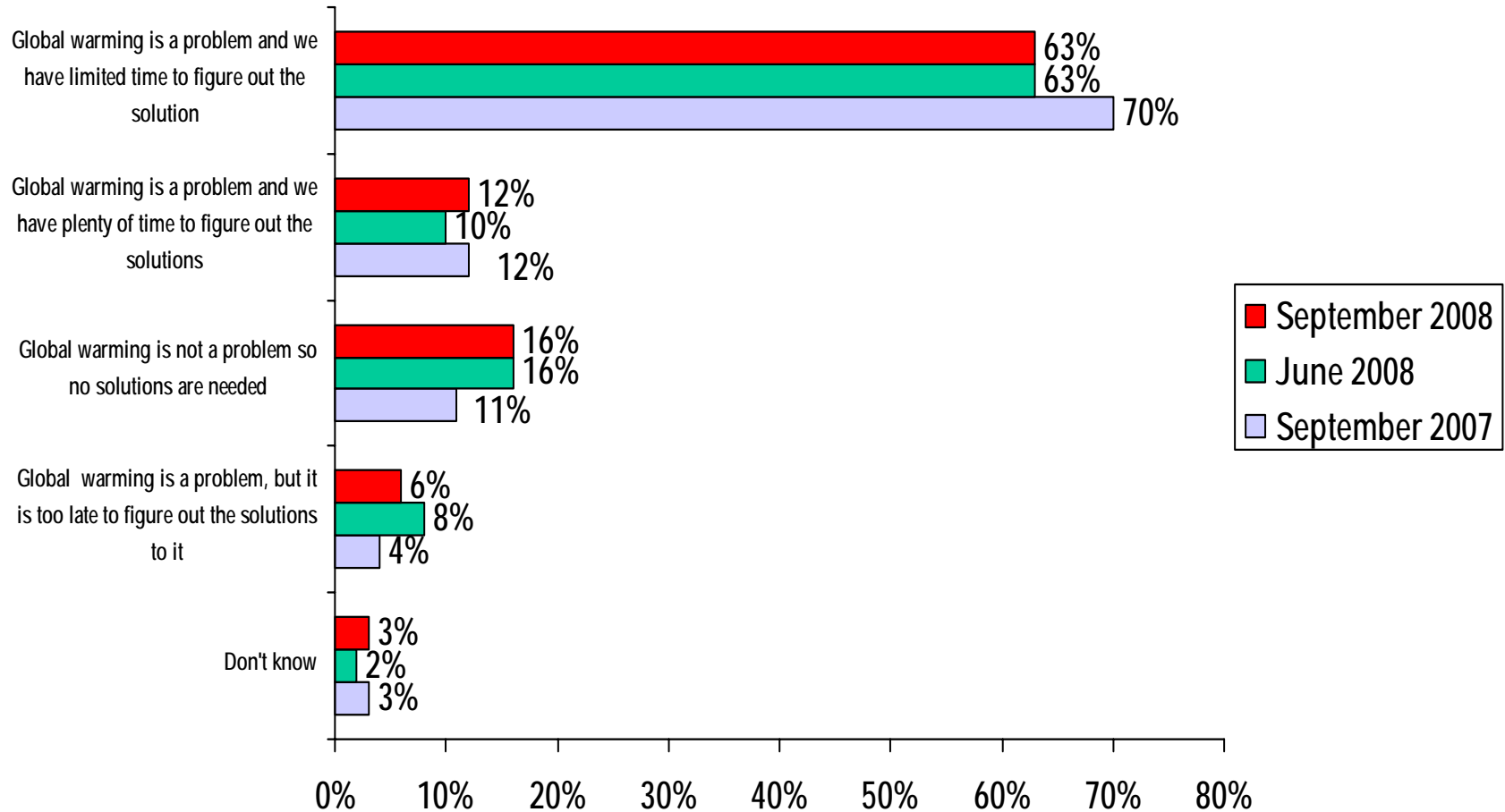
Base = Total respondents: N=1,006, September 12-15, 2008; N = 1,005, June 12-15, 2008; N = 1,003, September 27-30, 2007.

The Truth About Global Warming

- Most Americans agree (63%) that global warming is a problem and that we have limited time to figure out solutions to it. This is unchanged from the previous three askings of the same question. Only about one-in-10 think global warming is something we have plenty of time to figure out and only 6% think it is too late to figure out solutions. Sixteen percent do not think global warming is a problem at all.
 - Women are more likely than men to think we have limited time to figure out the solution to global warming (71% vs. 55%).
 - Men are more likely than women to think global warming isn't even a problem (19% vs. 13%)
 - Those with less than a high school education are less likely to think that global warming is a problem and we have limited time to figure it out than are those who have graduated from college (50% vs. 69%).
 - Along party lines, 76% of Democrats and 69% of Independents think there is limited time to find a global warming solution compared to only 45% of Republicans. Republicans are the most likely to say they do not think global warming is a problem at all (29%).

The Truth About Global Warming

B11/L6/R10: Which one of the following statements do you think is true about global warming?



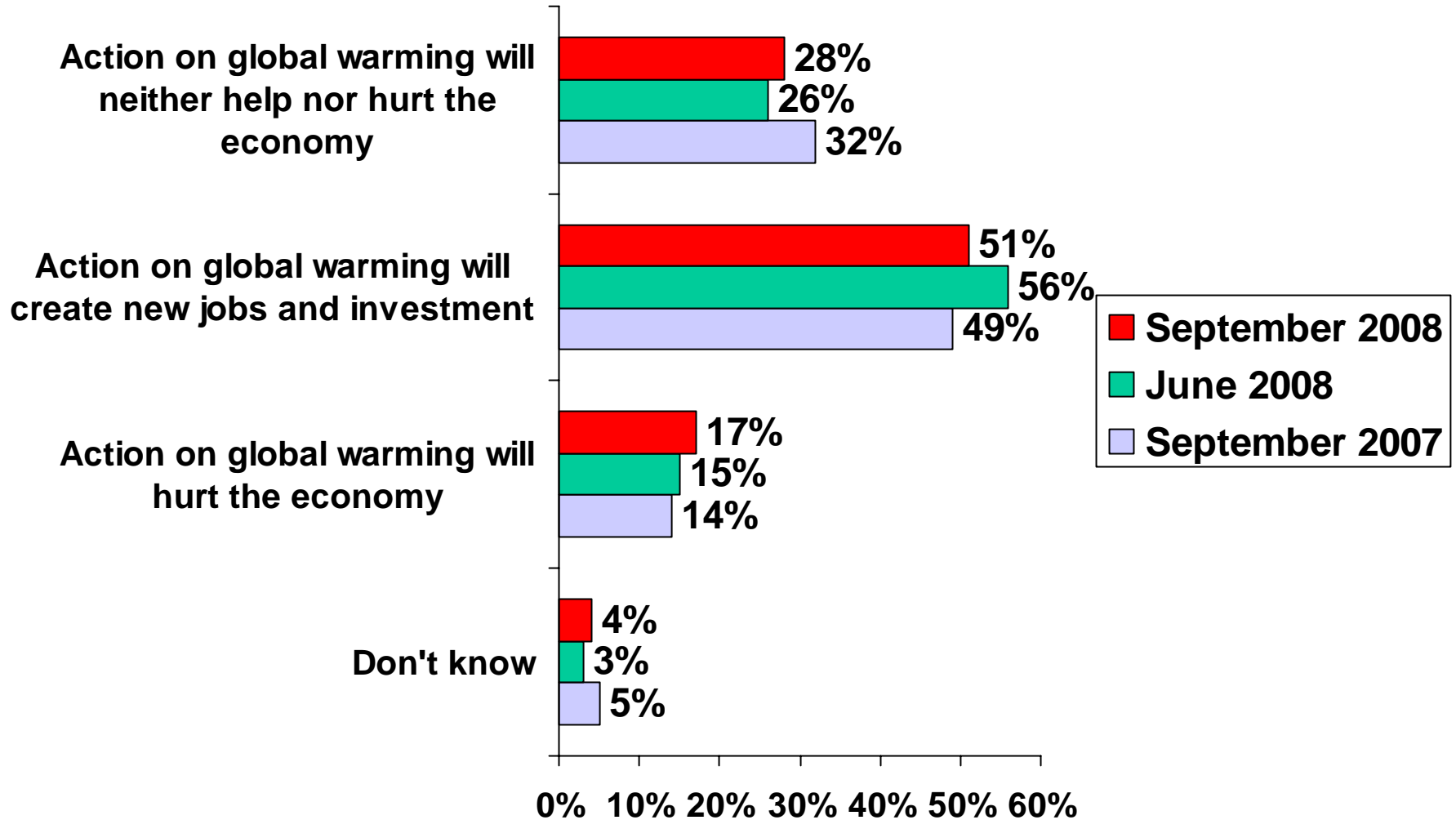
Base = Total respondents: N=1,006, September 12-15, 2006; N = 1,005, June 12-15, 2008; N = 1,003, September 27-30, 2007.

Does Acting on Global Warming Help or Hurt the Economy?

- In the latest survey, more than half (51%) think that action on global warming will create new jobs and investment, although this is down some from the last asking in June of this year. The first time this question was asked in September 2007 49% felt that way. Seventeen percent think action on global warming will hurt the economy and 28% think it will have no effect.
 - The difference along gender lines for this question is dramatic. Twenty-three percent of men think action on global warming will hurt the economy compared to 11% of women. Fifty-seven percent of women think action on global warming will help the economy, compared to 45% of men.
 - Along party lines, Democrats (64%) and Independents (49%) are more likely to think action on global warming will help the economy than are Republicans (35%). Republicans are much more likely to think that action on global warming will hurt the economy (24%).

Does Acting on Global Warming Help or Hurt the Economy?

B14/L9/R12: Some people say that steps to restrict global warming pollution in the United States would hurt the U.S. economy. Other people say that all of the investments and construction associated with new clean energy sources, green-building of new homes and businesses and retrofitting of existing homes and other facilities would create millions of new jobs. What do you think is the most likely to happen?



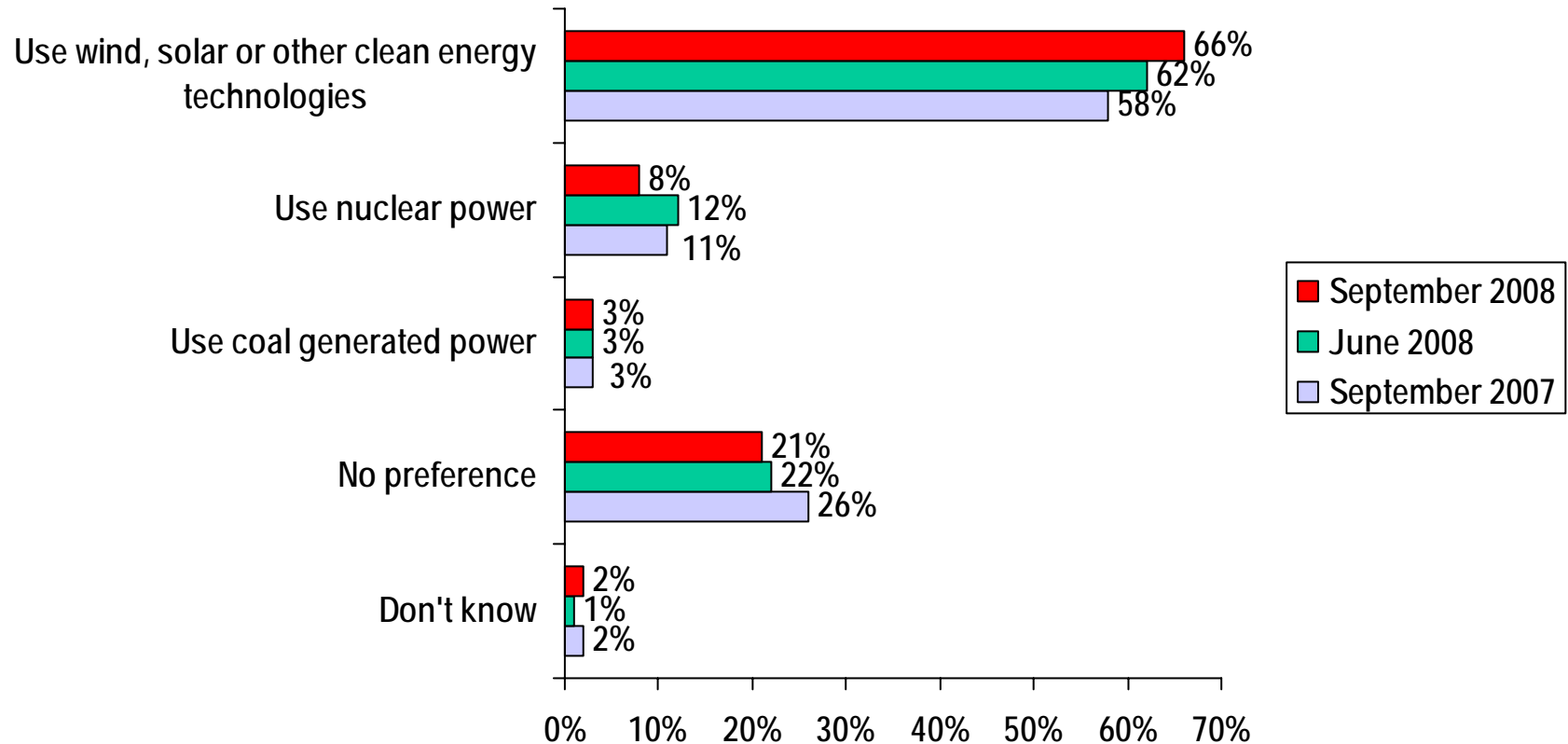
Base = Total respondents: N=1,006 conducted September 12-15, 2008; N = 1,005, June 12-15, 2008; N = 1,003, September 27-30, 2007.

The Source of the Power You Would Choose for Home

- If they could, 66% would tell their local utility to power their home using wind, solar or some other form of clean-energy technology. This percentage is up from the two previous askings of this question. In the latest survey, 8% say they would choose nuclear power, 3% choose coal-generated power and 21% actually have no preference.
 - Wind or clean-energy technology is far more likely to be preferred by women than men (75% vs. 56%).
 - Interestingly, men are a lot more likely than women to say they have no preference where their power comes from (26% vs. 17%).
 - Younger people age 18-24 are also the group most likely to say they do not have a preference (32%).
 - Interestingly, nuclear power is the choice of 13% of those 65 and over.
 - Wind and clean-energy technologies are more likely to be preferred by those with a college degree (72%) than by those with less than a high school education (55%).
 - The difference along party lines is strong. Only 50% of Republicans prefer a clean energy technology for their home compared to 72% of Independents and 77% of Democrats.

The Source of the Power You Would Choose for Home

B15/L17/R13: The cost of solar and wind power is now becoming increasingly competitive with other energy sources. If you could tell your power company/utility where to get the power to run your house, what would you say?



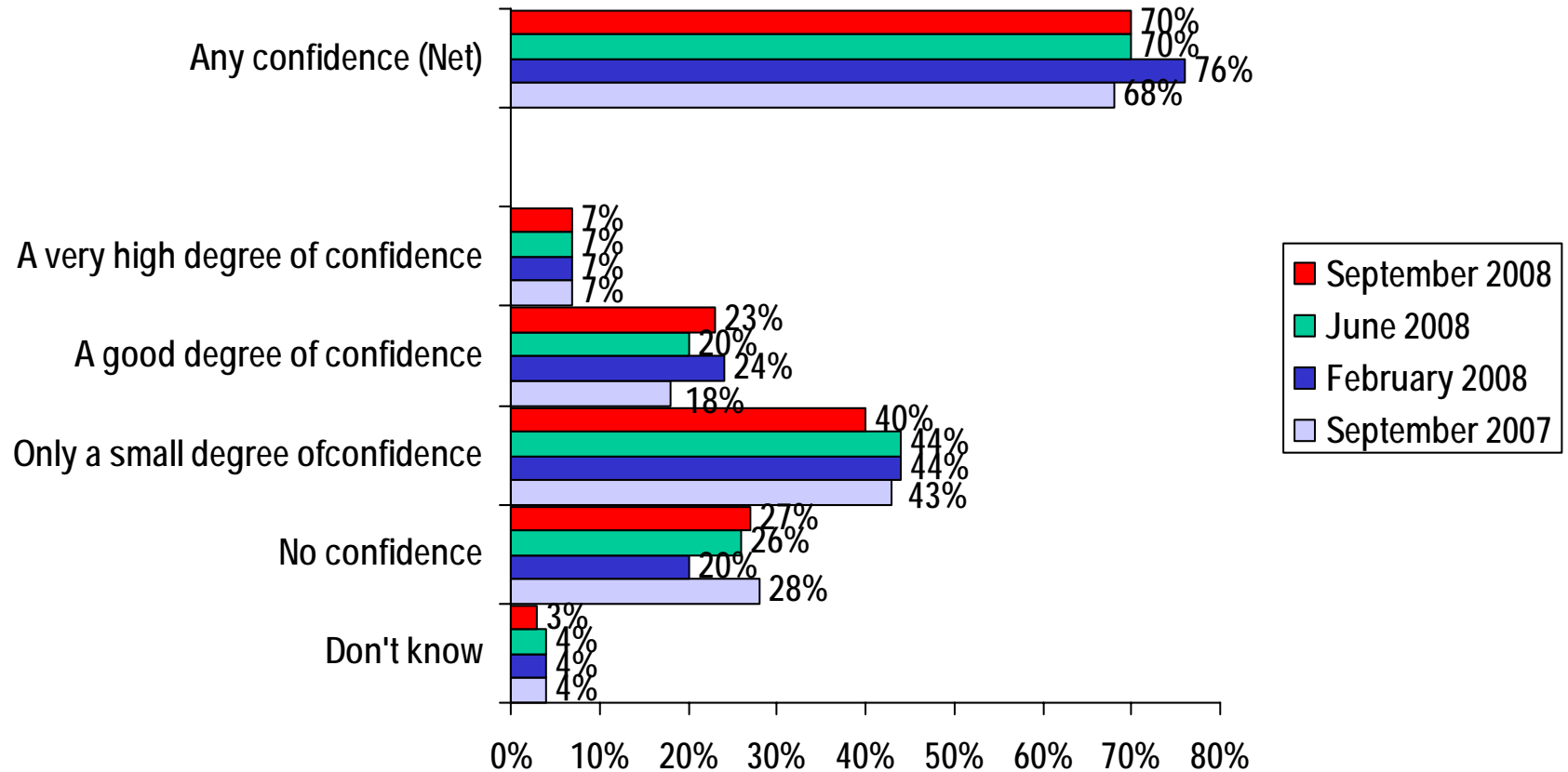
Base = Total respondents: N=1,006, September 12-15, 2008; N = 1,005, June 12-15, 2008; N = 1,003, September 27-30, 2007.

Confidence in Elected Officials to Act Decisively on Global Warming Issues

- Confidence remains high but has slipped somewhat since the last survey. Currently, 70% of respondents have any level of confidence that the elected officials in this country will act decisively on global warming issues. This is the same as the last survey and down slightly from the 76% measured in February of this year. Forty percent have only a small degree of confidence and 27% have no confidence at all.
 - Women have more confidence than men (36% vs. 23%).
 - Interestingly 38% of those aged 18-24 say they have a very high or good degree of confidence in elected officials to act decisively on global warming issues. This level of confidence decreases as the age of the respondent increases and finally drops to 28% among those 35 and over.
 - Confidence is also higher among those with lower levels of household income (38%) or lower levels of education (42%) than among those with the highest levels of household income (23%) or among college graduates (22%).
 - Across all three major parties there is very little partisan difference for who has the more confidence in government. Republicans are no more likely to say they have very high or a good degree of confidence in elected officials to act decisively on global warming issues (34%) especially when compared to Democrats (27%) or Independents (26%).

Confidence in Elected Officials to Act Decisively on Global Warming Issues

B18/L12/U11/R15: With what degree of confidence do you think our current elected officials in the United States will act decisively on global warming issues? Would you say...



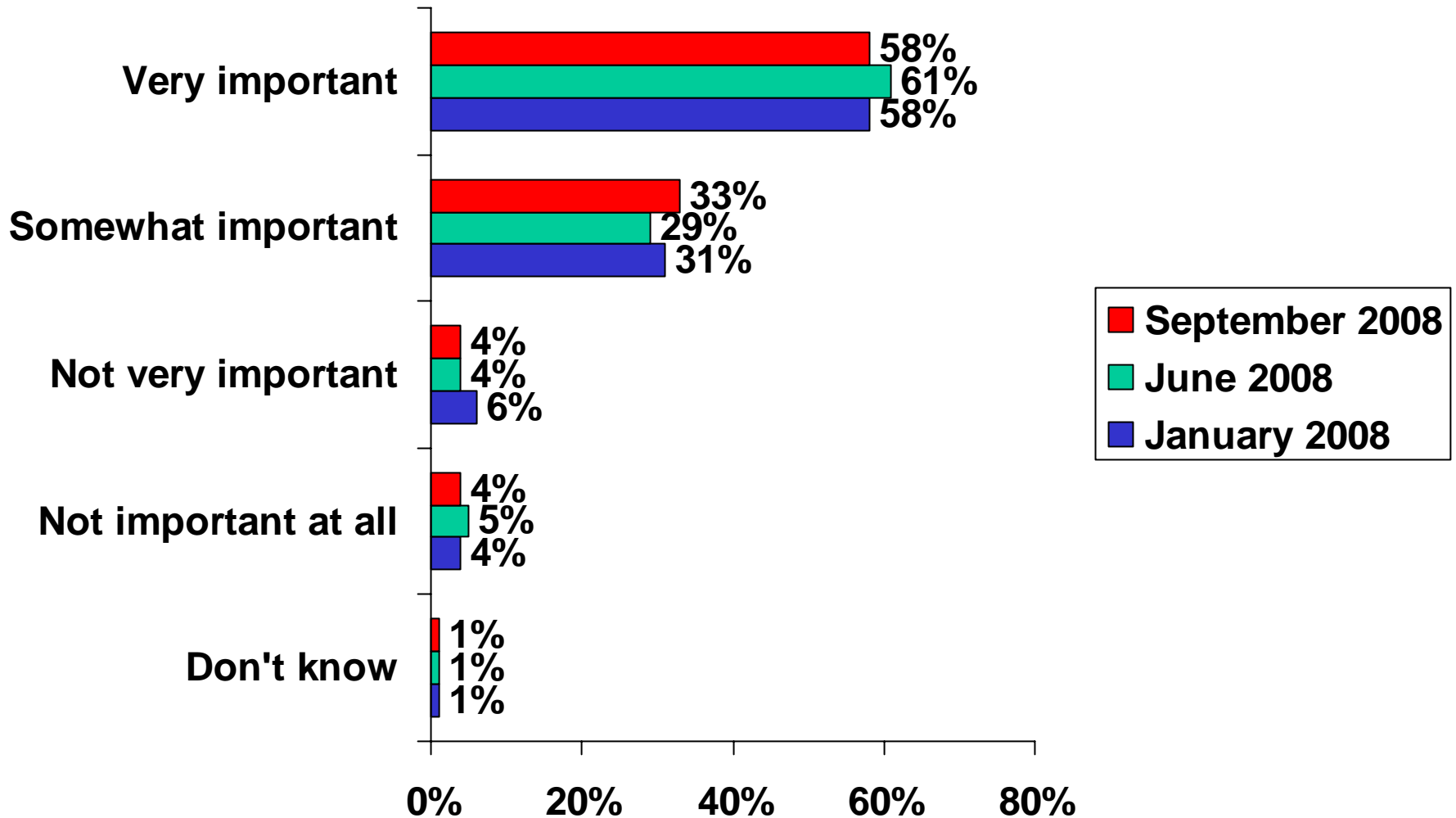
Base = Total respondents, N=1,006, September 12-15, 2008; N = 1,005, June 12-15, 2008; N = 1,006, February 7-10, 2008; and N = 1,003, September 27-30, 2007.

Importance of Energy Issues in the 2008 Elections

- The views of presidential candidates on energy-related issues will be important to 91% of respondents when they cast their vote for president and Congress in the Fall of 2008. This finding is unchanged from the June and January 2008 surveys that asked the same question.
- In the most recent survey:
 - As in earlier surveys, although energy-related issues are important to men when deciding how to vote (89%), they hold an even slightly higher level of importance for women (93%).
 - Among those who say they are likely to vote in the Fall elections, 93% said that where a candidate stands on energy-related issues will be important in how they cast their vote.
 - Among Democrats (95%), a candidate's stand on energy-related issues is even more important than it is to a Republican (88%) or Independent (84%).

Importance of Energy Issues in the 2008 Elections

B3/P5/R18: Now, as you look ahead to the 2008 presidential and congressional elections, how important will the views of candidates on energy-related issues – such as gasoline prices, home heating oil prices, global warming and energy independence – be as you cast your vote? Would you say...



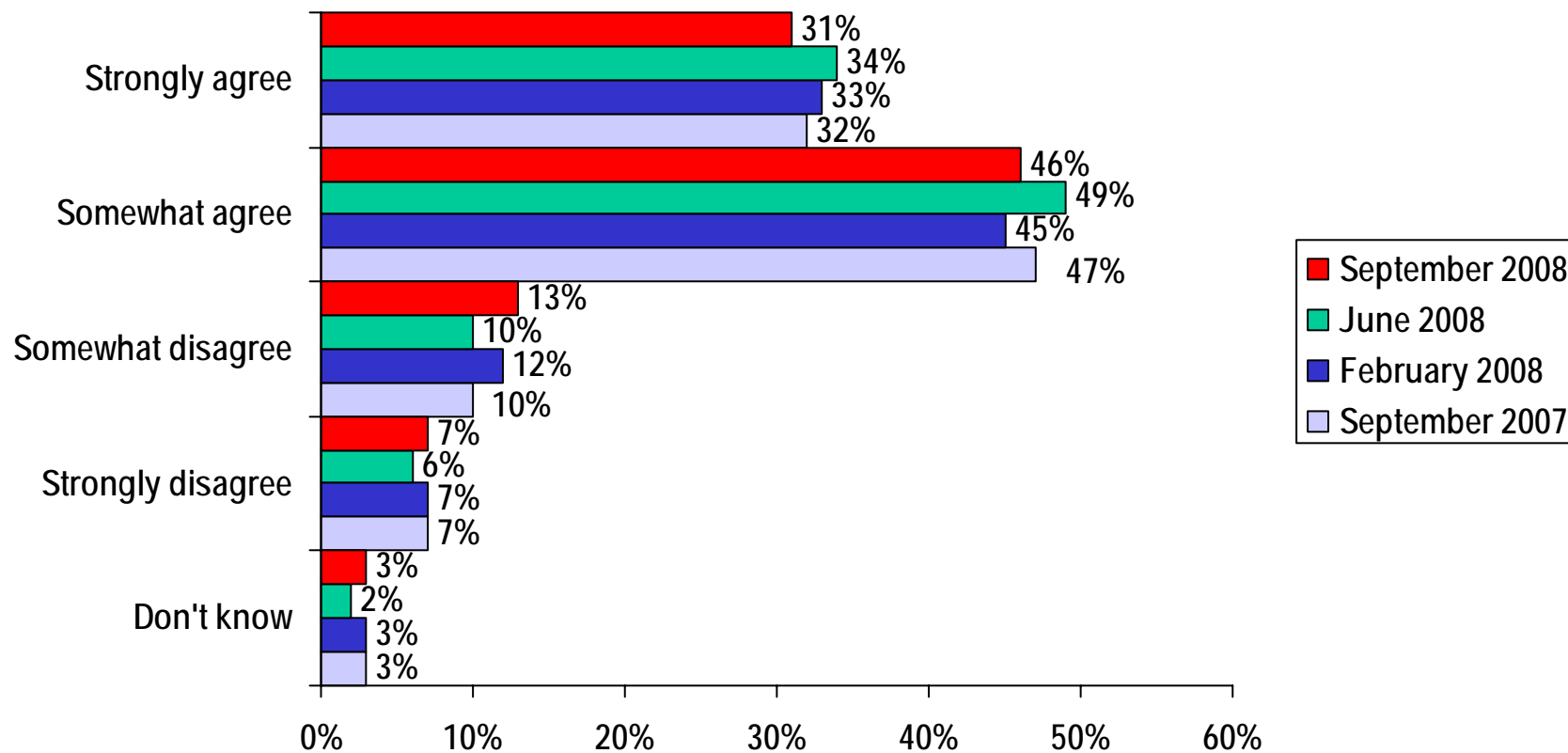
Base = Total respondents, 1,006 adults conducted September 12-15, 2008; 1,001 adults, January 11-14, 2008 and 1,005 adults June 12-15, 2008.

There is No Time to Postpone a Decision on Global Warming

- A majority of adults (78%) agree that the effects of global warming require that we take timely and decisive steps to develop renewable energy and that we cannot postpone decisions since there are no perfect options. This is consistent since the first time the question was asked in September of 2007 although it is down a bit from the most recent asking. In the current survey 20% disagree with this statement.
 - Although men also agree with this statement, women are even more likely to agree with this statement (74% vs. 81%).
 - Democrats (at 86%) are the most likely to agree with this statement, followed by Independents (72%) and Republicans (70%).

There is No Time to Postpone a Decision on Global Warming

L14:/U13/R16 Please listen to this statement. "The effects of global warming require that we take timely and decisive steps for renewable, safe and clean energy sources. We need transitional technologies on our path to energy independence. There are tough choices to be made and trade offs. We cannot afford to postpone decisions since there are no perfect options." How much do you agree with this statement? Would you say you...



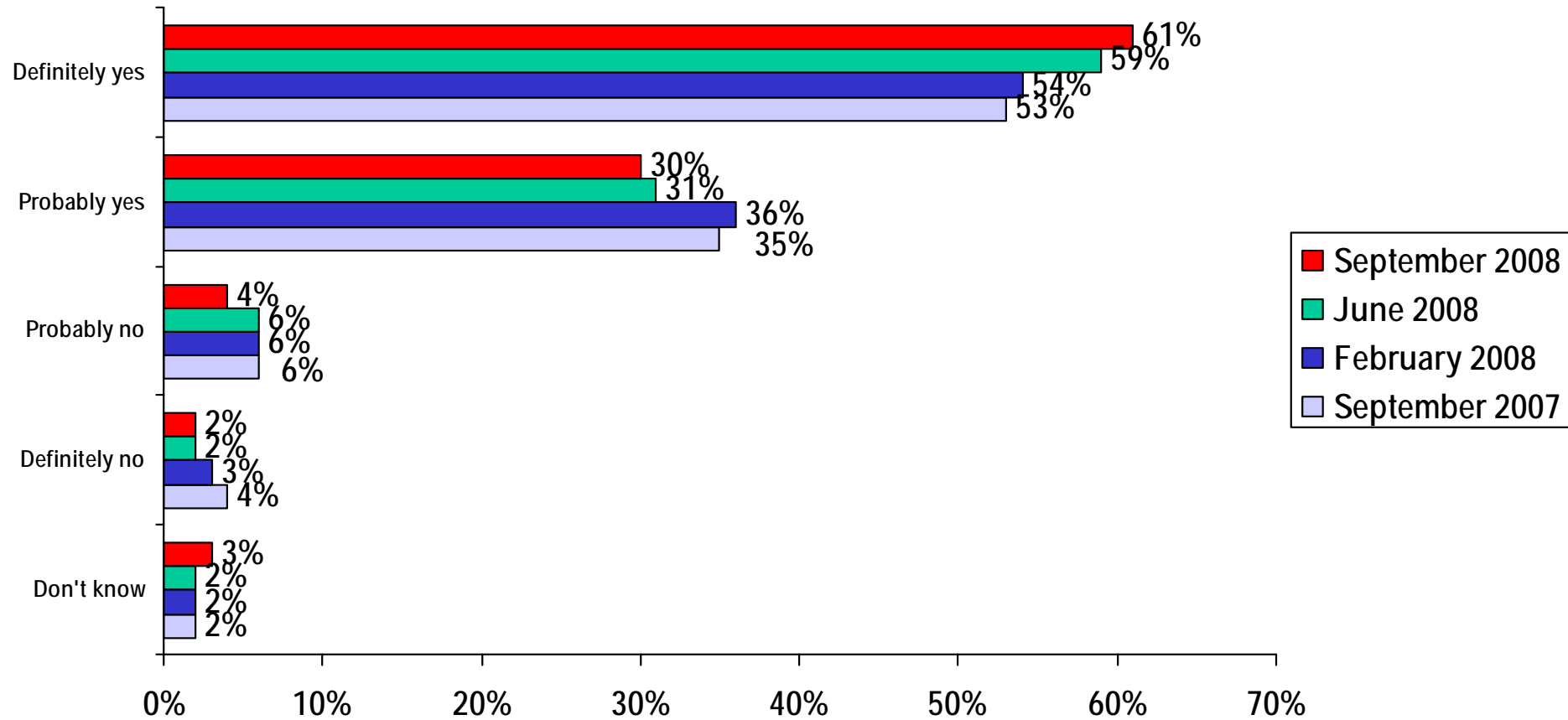
Base = Total respondents, N=1,006, September 12-15, 2006; N = 1,005, June 12-15, 2008; N = 1,006, February 7-10, 2008; and N = 1,003, September 27-30, 2007.

Time For a “New Industrial Revolution”

- The vast majority of respondents (91%) think it is time to think in terms of a “new industrial revolution.” They are of the opinion that the reliance on fossil fuels is a product of the industrial revolution of the 19th and early 20th centuries and it is time to phase these fuels out and phase in clean, renewable energy sources. Only 6% do not think it is time to do this.
 - In the latest survey:
 - Even among those of different party affiliations, there is agreement with this statement. Ninety-six percent of Democrats think it is definitely or probably time to think about a new industrial revolution, compared to 92% of Independents and 86% of Republicans.
 - More than nine in ten of the following groups think it is time to start thinking in terms of a new industrial revolution: those definitely or extremely likely to vote (92%), those who support a 5 year moratorium on coal-fired power plants (96%), those who think we should declare an energy independence day (95%), and those who do not think the federal government is doing enough about energy issues (94%).

Time For a “New Industrial Revolution”

L3/U7/R8: The reliance on fossil fuels is the product of the industrial revolution of the 19th and early 20th centuries. Do you think it is time for our nation to start thinking in terms of the concept of a “new industrial revolution,” one that is characterized by the orderly phasing out of fossil fuels and the phasing in of new, clean renewable energy sources – many of which are available now, such as wind and solar for electricity, hybrid and clean diesel technologies for cars? Would you say... ?



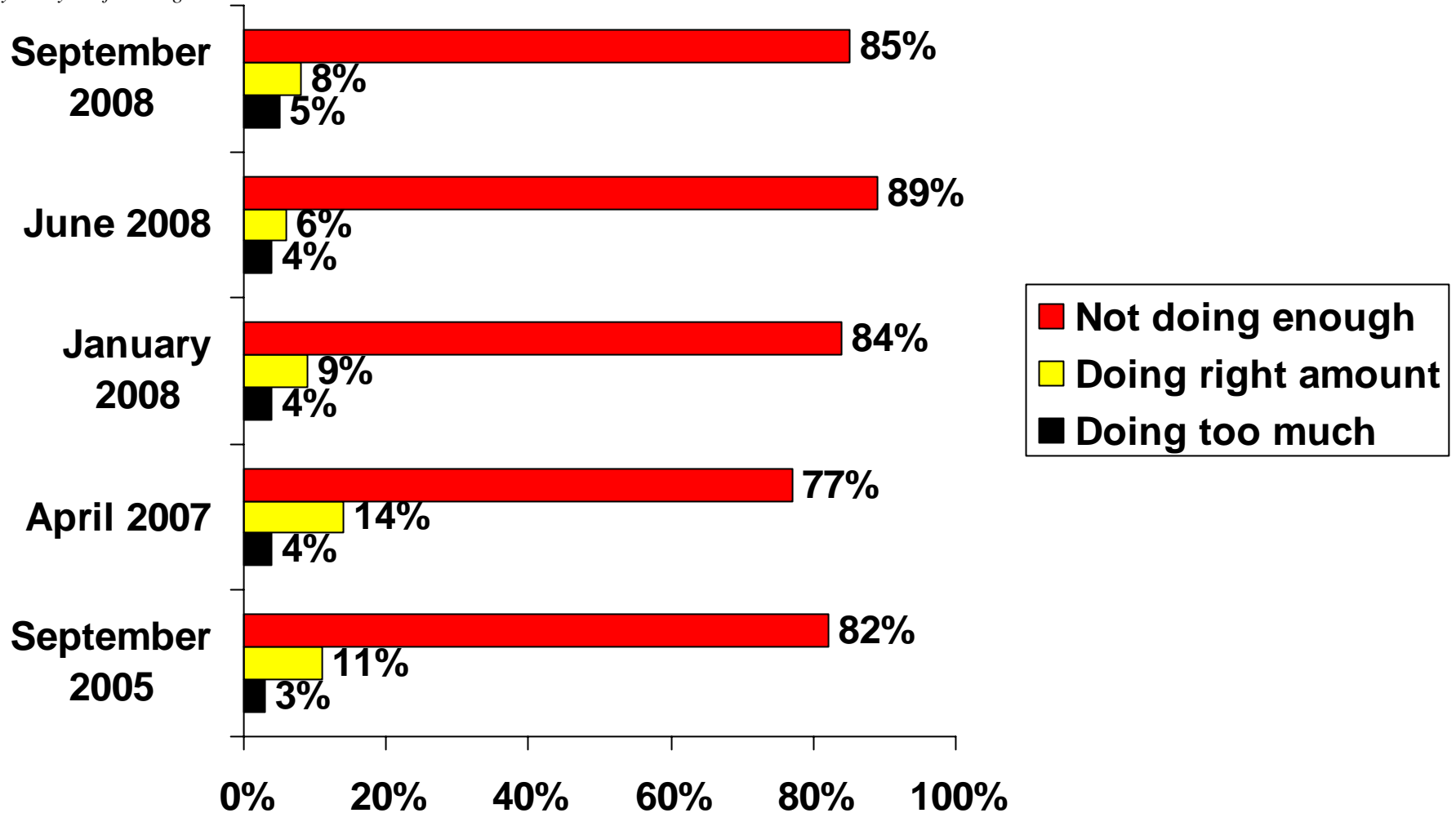
Base = Total respondents N=1,006, September 12-15,2008; N = 1,005, June 12-15, 2008; N = 1,006, February 7-10, 2008, N = 1,003, September 27-30, 2007.

Federal Government Action on Energy Prices and Foreign Oil Dependency

- Since this question was first asked in 2005, a substantial majority believe the Federal government is not doing enough about the high cost of energy and this country's dependence on Middle Eastern oil. In the most recent survey, 85% think the government is not doing enough in this area. Earlier in 2008, 84% felt that way; in 2007, 77% thought the government was not doing enough, compared with 82% who felt that way in 2005.
 - Only 77% of those age 18-24 think the government is not doing enough compared to 91% of those age 35 to 44.
 - Strong partisan differences exist in the 2007 and 2008 surveys. Interestingly the most recent survey shows that Republicans have become even more disenchanted with the government and their actions on energy policy. In 2007, only 64% of Republicans thought the government wasn't doing enough. In the January 2008 survey this increased to 76% and it went up to 85% in the June 2008 survey. In this survey the percentage for Republicans has gone down to 80%.
 - Eighty-eight percent of Democrats in the 2007 survey compared to 91%, 93% and 90% in the three 2008 surveys do not think the federal government is doing enough. Independents are relatively unchanged at 87% in the new survey, 88% in the survey before, 80% in January and 79% in 2007.

Federal Government Action on Energy Prices and Foreign Oil Dependency

B6/R19: Do you think the federal government is doing enough about high energy prices and the U.S. dependence on Middle Eastern energy sources? Would you say the federal government is . . .



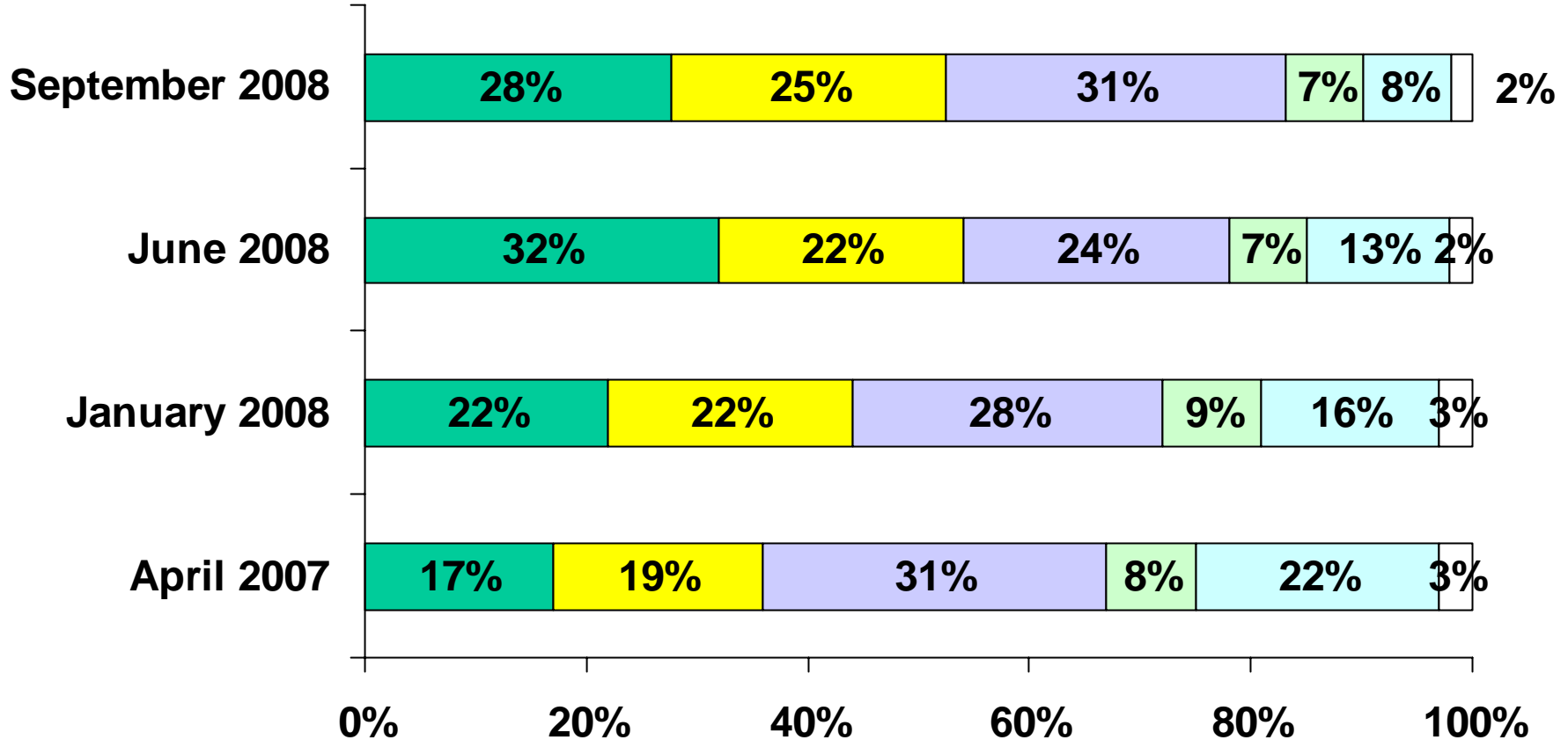
Base = Total respondents: N=1,006 adults conducted September 12-15, 2008; N = 1,005, June 12-15, 2008; N = 1,001, January 11-14, 2008; N = 1,013, April 19-22, 2007 and N = 1,019, September 15-18, 2005.

Likelihood to Buy a Fuel-Efficient Vehicle

- Presently, more than half (52%) say they are more likely now than they were six months ago to buy a hybrid, clean-diesel or other more fuel efficient car. This has increased from 44% in January of this year and 36% in the 2007 survey.
 - Those in the South are a little more likely than the rest of the country (58% vs. 49%) to say they are more likely now to consider a hybrid.
 - Forty-five percent of those living in households with only one person say they are more likely now to be considering a hybrid compared with 52% in households with two people and 55% of those in households with three or more.
 - An interesting shift has taken place since this question was asked in January of 2008. In that survey only 41% of those in households with incomes of less than \$25,000 are more likely to be considering a hybrid now than six months ago, compared to 51% of those in households making \$75,000 or more. This is a gap of 10 percentage points. In the previous survey this gap closed to only three percentage points – 52% vs. 55% -- and in this survey the gap is 6 percentage points.

Likelihood to Buy a Fuel-Efficient Vehicle

B8/A7/P7R20: Do you consider yourself more or less likely to buy a hybrid, clean-diesel or other more fuel efficient vehicle NOW than you were SIX MONTHS AGO?



■ Definitely more likely
 ■ Probably more likely
 ■ About the same
 ■ Probably less likely
 ■ Definitely less likely
 ■ Don't know

Base = Total respondents: N=1,006, September 12-15, 2008; N = 1,005, June 12-15, 2008; N = 1,001, January 11-14, 2008 and N = 1,013, April 19-22, 2007.

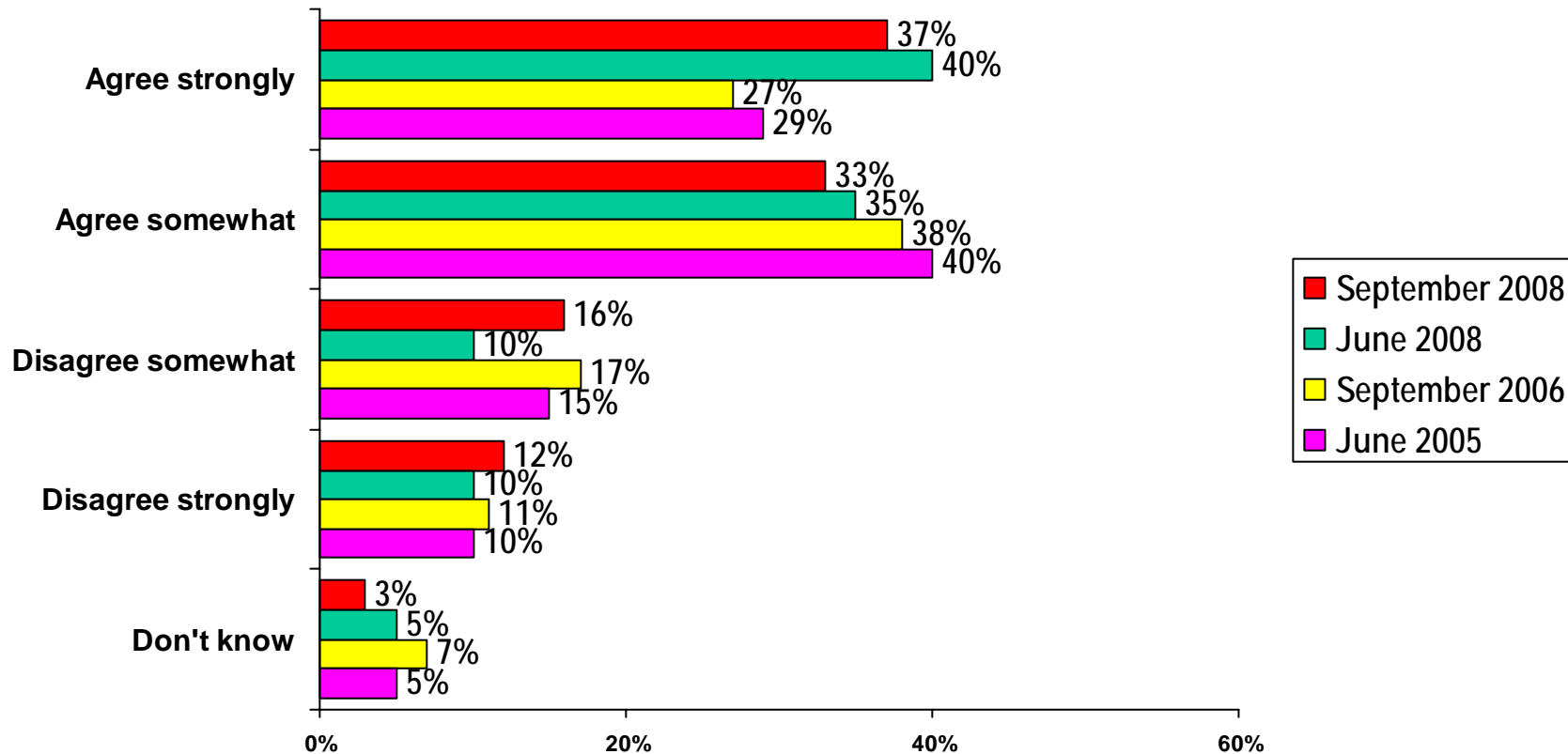
Setting a Date for Energy Independence Day

- About six in 10 (69%) agree that the country should set a national goal to end our reliance on Middle Eastern oil by July 4, 2015, if not sooner. In the previous askings, as much as 70% and as few as 65% agree with this idea and in a June 2005 asking of the same question we found that 69% agreed. In both surveys about one-fourth disagree.
 - Women are more likely to agree with this idea than are men (72% vs. 67%).
 - By party ID, Democrats are more likely to support the idea (76%) than are Republicans (63%) or Independents (67%).

Setting a Date for Energy Independence Day

B1/G6/R17: Looking ahead, do you think the U.S. government should set a national goal of declaring July 4th, 2015 or sooner as “Energy Independence Day” – a real target date for ending our reliance on Middle Eastern and other Foreign oil supplies? Would you say you...?

Americans Want to Set the Date for Energy Independence



Base = Total respondents, N=1,006, September 12-15, 2008; N = 1,005, June 12-15, 2008; N = 2,055, September 21-25, 2006 and N = 1,017, June 17-20, 2005.

APPENDIX

RELIABILITY OF SURVEY PERCENTAGES

Results of any sample are subject to sampling variation. The magnitude of the variation is measurable and is affected by the number of interviews and the level of the percentages expressing the results.

The table below shows the possible sample variation that applies to percentage results reported herein. The chances are 95 in 100 that a survey result does not vary, plus or minus, by more than the indicated number of percentage points from the result that would be obtained if interviews had been conducted with all persons in the universe represented by the sample.

Size of Sample on Which Survey Results Are Based	Approximate Sampling Tolerances Applicable to Percentages At or Near These Levels				
	<u>10% or 90%</u>	<u>20% or 80%</u>	<u>30% or 70%</u>	<u>40% or 60%</u>	<u>50%</u>
1,000 interviews	2%	2%	3%	3%	3%
500 interviews	3%	4%	4%	4%	4%
250 interviews	4%	5%	6%	6%	6%
100 interviews	6%	8%	9%	10%	10%

Additional Sampling Tolerances for Samples of 1,000 Interviews

<u>9% or 91%</u> 2%	<u>8% or 92%</u> 2%	<u>7% or 93%</u> 2%	<u>6% or 94%</u> 1%	<u>5% or 95%</u> 1%
<u>4% or 96%</u> 1%	<u>3% or 97%</u> 1%	<u>2% or 98%</u> 1%	<u>1% or 99%</u> 2%	

SAMPLING TOLERANCES WHEN COMPARING TWO SAMPLES

Tolerances are also involved in the comparison of results from independent parts of the sample. A difference, in other words, must be of at least a certain number of percentage points to be considered statistically significant – that is not due to random chance. The table below is a guide to the sampling tolerances in percentage points applicable to such comparisons, based on a 95% confidence level.

Size of Samples Compared	Differences Required for Significance At or Near These Percentage Levels				
	10% or 90%	20% or 80%	30% or 70%	40% or 60%	50%
1,000 and 1,000	3%	4%	4%	4%	4%
1,000 and 500	3%	4%	5%	5%	5%
1,000 and 250	4%	6%	6%	7%	7%
1,000 and 100	6%	8%	9%	10%	10%
500 and 500	4%	5%	6%	6%	6%
500 and 250	5%	6%	7%	7%	8%
500 and 100	6%	9%	10%	11%	11%
250 and 250	5%	7%	8%	9%	9%
250 and 100	7%	9%	11%	11%	12%
100 and 100	8%	11%	13%	14%	14%

*Topline Results of a Telephone Survey Conducted September 12-15, 2008,
Among a Random Sample of 1,006 Adults.*

- R5 Some experts say the following: “Utility rates set by government agencies along with taxpayer subsidies or loan guarantees for coal and nuclear power plant construction are a form of public energy investment. If we are going to make such a public energy investment, it should lead to innovation, jobs, a stronger economy and safe, clean power.”

In view of this statement, what do you think the U.S. should do regarding these subsidies and incentives?

[READ ENTIRE LIST BEFORE RECORDING ONE ANSWER]

BASE = 1,006

- | | |
|-----|---|
| 30% | Shift all or most of them from nuclear power and coal-fired power plants to energy sources such as wind and solar |
| 52% | Evenly divide them between nuclear power and coal-fired power plants and energy sources such as wind and solar |
| 12 | Or, keep the incentives for nuclear power and coal-fired power the way they are today |
| 6 | DON'T KNOW/NOT SURE |

- R6 I am going to read you a list of power sources. In each case, please indicate which ones you think are “power sources of tomorrow” that should play a bigger role in the U.S. energy picture and which are a “power source of yesterday”.

[RANDOMIZE ITEMS]

- | | |
|-----|---------------------------|
| . | Oil |
| 31% | Power source of tomorrow |
| 67 | Power source of yesterday |
| 2 | DON'T KNOW/NOT SURE |

- | | |
|-----|---------------------------|
| . | Coal |
| 28% | Power source of tomorrow |
| 70 | Power source of yesterday |
| 2 | DON'T KNOW/NOT SURE |

- | | |
|-----|---------------------------|
| . | Nuclear |
| 71% | Power source of tomorrow |
| 26 | Power source of yesterday |
| 3 | DON'T KNOW/NOT SURE |

- | | |
|-----|---------------------------|
| . | Natural gas |
| 65% | Power source of tomorrow |
| 32 | Power source of yesterday |
| 3 | DON'T KNOW/NOT SURE |

- | | |
|-----|---------------------------|
| . | Wind |
| 88% | Power source of tomorrow |
| 10 | Power source of yesterday |
| 2 | DON'T KNOW/NOT SURE |

. Solar
 92% Power source of tomorrow
 7 Power source of yesterday
 1 DON'T KNOW/NOT SURE

R7 Let's look ahead to January 2009 -- after the election of a new President and a new Congress. Which one of the following options do you think elected officials should make their NUMBER ONE energy-related priority for the nation?
 [READ ENTIRE LIST BEFORE RECORDING ONE ANSWER. ROTATE 01-02]

59% Independence from foreign energy PRIMARILY by promoting energy sources such as wind or solar, more conservation of energy, and hybrid or other highly fuel-efficient cars

26% Independence from foreign energy PRIMARILY by promoting energy sources such as more coal-fired power plants, oil from offshore drilling and nuclear power

10 Or, no change in use of foreign energy is necessary
 5 DON'T KNOW/NOT SURE

R8 The reliance on fossil fuels is the product of the industrial revolution of the 19th and early 20th centuries. Do you think it is time for our nation to start thinking in terms of the concept of a "new industrial revolution," one that is characterized by the orderly phasing out of fossil fuels and the phasing in of clean, renewable energy sources - many of which are available now, such as wind and solar for electricity, hybrid and clean diesel technologies for cars?

Would you say . . .

[READ LIST. RECORD ONE ANSWER]

<u>9/08</u>	<u>6/08</u>	<u>2/08</u>	<u>9/07</u>	
61%	59%	54%	53%	Definitely yes
30	31	36	35	Probably yes
4	6	6	6	Probably no
2	2	3	4	Definitely no
3	2	2	2	DON'T KNOW/NOT SURE

R9 More than half of power plant-generated electricity comes from coal. Experts say that power plants are responsible for about 40 percent of U.S. carbon dioxide pollution linked to global warming. There are plans to build more than 150 new coal-fired power plants over the next several years. Would you support a five-year moratorium on new coal-fired power plants in the United States if there was stepped-up investment in clean, safe renewable energy -- such as wind and solar -- and improved home energy-efficiency standards? Would you say . . .
 [READ LIST. RECORD ONE ANSWER]

<u>9/08</u>	<u>6/08</u>	<u>9/07</u>	
36%	38%	30%	Definitely yes
37	37	45	Probably yes
14	11	13	Probably no
10	11	8	Definitely no
2	3	4	DON'T KNOW/NOT SURE

R10 Which ONE of the following statements do you think is true about global warming? [READ ENTIRE LIST BEFORE RECORDING ONE ANSWER]

<u>9/08</u>	<u>6/08</u>	<u>2/07</u>	
12%	10%	12%	Global warming is a problem and we have plenty of time to figure out the solutions to it
63	63	70	Global warming is a problem and we have limited time to figure out the solutions to it
6	8	4	Global warming is a problem but it is too late to figure out the solutions to it
16	16	11	Global warming is not a problem, so no solutions are needed
3	2	3	DON'T KNOW/NOT SURE

- R11 Some politicians say that the United States should not proceed with tough global warming legislation until other nations – such as China and India – act first or at the same time that we do so. Do you think the United States should be a leader or a follower when it comes to action on global warming? Would you say . . .
[READ AND ROTATE LIST. RECORD ONE ANSWER]

<u>9/08</u>	<u>6/08</u>	<u>2/08</u>	<u>9/07</u>	
81%	82%	79%	81%	The United States should lead by example when it comes to curbs on global warming (or)
14	14	15	14	The United States should wait for other nations to take action first on global warming (or)
5	4	6	5	DON'T KNOW/NOT SURE

- R12 Some people say that steps to restrict global warming pollution in the United States would hurt the U.S. economy. Other people say that all of the investments and construction associated with new clean energy sources, green-building of new homes and buildings and retrofitting of existing homes and other facilities would create millions of new jobs. What do you think is most likely to happen? [READ ENTIRE LIST BEFORE RECORDING ONE ANSWER]

<u>9/08</u>	<u>6/08</u>	<u>9/07</u>	
17%	15%	14%	Action on global warming will hurt the U.S. economy
51	56	49	Action on global warming will create new jobs and investment
28	26	32	Action on global warming will neither help nor hurt the economy
4	3	5	DON'T KNOW/NOT SURE

- R13 The cost of solar and wind power is now becoming increasingly competitive with other energy sources. If you could tell your power company or utility where to get the power to run your house, what would you say?
[READ ENTIRE LIST BEFORE RECORDING ONE ANSWER]

<u>9/08</u>	<u>6/08</u>	<u>9/07</u>	
66%	62%	58%	Use wind, solar and other clean-energy technologies
3	3	3	Use coal-generated power
8	12	11	Use nuclear power
21	22	26	Or, you have no preference
2	1	2	DON'T KNOW

- R14 Do you agree or disagree with the following statement: “A sound energy policy is central to solving some of the most urgent problems facing our country. An energy policy that promotes clean power would encourage innovation, create new jobs and make for a stronger economy. It

also allows the U.S. to disentangle itself from unstable and hostile regions of the world while also reducing harmful greenhouse gas emissions.” Would you say you . . .

[READ LIST. RECORD ONE ANSWER]

<u>9/08</u>	<u>6/08</u>	<u>2/08</u>	
48%	44%	46%	Strongly agree
38	42	37	Somewhat agree
8	7	8	Somewhat disagree
3	4	5	Strongly disagree
3	2	3	DON'T KNOW/NOT SURE

R15 With what degree of confidence do you think our current elected officials in the United States will act decisively on global warming issues? Would you say they will act with . . .

[READ LIST. RECORD ONE ANSWER]

<u>9/08</u>	<u>6/08</u>	<u>2/08</u>	<u>9/07</u>	
7%	7%	7%	7%	A very high degree of confidence
23	20	24	18	A good degree of confidence
40	44	44	43	Only a small degree of confidence
27	26	20	28	No confidence
3	4	4	4	DON'T KNOW/NOT SURE

R16 Please listen to this statement. “The effects of global warming require that we take timely and decisive steps for renewable, safe and clean energy sources. We need transitional technologies on our path to energy independence. There are tough choices to be made and tradeoffs. We cannot afford to postpone decisions since there are no perfect options.” How much do you agree or disagree with this statement? Would you say you . . .

[READ LIST. RECORD ONE ANSWER]

<u>9/08</u>	<u>6/08</u>	<u>2/08</u>	<u>9/07</u>	
31%	34%	33%	32%	Strongly agree
46	49	45	47	Somewhat agree
13	10	12	10	Somewhat disagree
7	6	7	7	Strongly disagree
3	2	3	3	DON'T KNOW/NOT SURE

R17 Do you agree or disagree with the following statement: “The U.S. government should set a national goal of declaring July 4, 2015 as ‘Energy Independence Day’ -- a real target date for ending our reliance on Middle Eastern and other foreign oil supplies.” Would you say you ...

[READ LIST. RECORD ONE ANSWER]

<u>9/08</u>	<u>6/08</u>	<u>9/06</u>	<u>6/05</u>	
37%	40%	27%	29%	Strongly agree
33	35	38	40	Somewhat agree
16	10	17	15	Somewhat disagree
12	10	11	10	Strongly disagree
3	5	7	5	DON'T KNOW/NOT SURE

R18 Now, as you look ahead to the 2008 presidential and congressional elections, how important will the views of candidates on energy-related issues -- such as gasoline prices, home heating oil

prices, global warming and energy independence -- be as you cast your vote? Would you say . . .
[READ LIST. RECORD ONE ANSWER]

<u>9/08</u>	<u>6/08</u>	<u>1/08</u>	
58%	61%	58%	Very important
33	29	31	Somewhat important
4	4	6	Not very important
4	5	4	Not important at all
1	1	1	DON'T KNOW/NOT SURE

R19 Do you think the federal government is doing enough about high energy prices and the U.S. dependence on Middle Eastern energy sources? Would you say the federal government . . .
[READ LIST. RECORD ONE ANSWER]

<u>9/08</u>	<u>6/08</u>	<u>1/08</u>	<u>4/07</u>	<u>9/05</u>	
85%	89%	84%	77%	82%	Is not doing enough on energy issues
8	6	9	14	11	Is doing the right amount on energy issues
5	4	4	4	3	Is doing too much on energy issues
2	1	3	5	4	DON'T KNOW/NOT SURE

R20 Do you consider yourself more or less likely to buy a hybrid, clean-diesel or other more fuel-efficient vehicle NOW than you were SIX MONTHS AGO? Would you say you are . . .
[READ LIST. RECORD ONE ANSWER]

<u>9/08</u>	<u>6/08</u>	<u>1/08</u>	<u>4/07</u>	
28%	32%	22%	17%	Definitely more likely
25%	22	22	19	Probably more likely
31%	24	28	31	About the same
7	7	9	8	Probably less likely
8	13	16	22	Definitely less likely
2	2	3	3	DON'T KNOW/NOT SURE

R1 Do you support a shift in national policy to allow offshore drilling for oil? Would you say you . . .
[READ LIST. RECORD ONE ANSWER]

37%	Strongly support
28	Somewhat support
16	Somewhat oppose
16	Strongly oppose
3	DON'T KNOW/NOT SURE

[ASK IF R1 (01-02)]

R2 Some experts say that it could take 7 to 10 years for oil from offshore drilling to become available and that the impact on gas-pump prices would be negligible.

Do these facts change your support for offshore drilling? Are you . . .

[READ LIST. RECORD ONE ANSWER]

BASE = 648

27%	Definitely more likely to support
12	Probably more likely to support
52	About the same
5	Probably less likely to support
3	Definitely less likely to support
1	DON'T KNOW/NOT SURE

R3 Do you support the expansion of nuclear power as a source of energy for the U.S.? Would you say you . . .

[READ LIST. RECORD ONE ANSWER]

BASE = 1,006

35%	Strongly support
33	Somewhat support
14	Somewhat oppose
14	Strongly oppose
4	DON'T KNOW/NOT SURE

[ASK IF R3 (01-02)]

R4 Some experts say that it will cost \$10 to 13 billion dollars to build each nuclear plant and that doing so will take 10 years or longer. The cost of financing new nuclear power plants will be folded into the rates that consumers pay for their electricity. Many of the costs of new energy facilities are routinely folded into our electricity base rates meaning that consumers are financing energy facilities.

Do these facts change your support for nuclear power? Are you . . .

[READ LIST. RECORD ONE ANSWER]

BASE = 679

17%	Definitely more likely to support
9	Probably more likely to support
55	About the same
12	Probably less likely to support
6	Definitely less likely to support
*	DON'T KNOW/NOT SURE

R21 Thinking ahead to the presidential election which will be held in November, how likely would you say you are to vote -- will you definitely vote, are you extremely likely to vote, very likely to vote, only somewhat likely to vote, not very likely to vote, or will you definitely not vote?

<u>9/08</u>	<u>6/08</u>	
76%	72%	DEFINITELY VOTE
5	8	EXTREMELY LIKELY
6	5	VERY LIKELY
7	6	SOMEWHAT LIKELY
2	2	NOT VERY LIKELY
3	5	DEFINITELY WILL NOT VOTE
1	2	DON'T KNOW/UNDECIDED/REFUSED