

# The Search for the Solutions Voter

Key findings from an online survey among 1,200 registered voters\*  
Conducted August, 2016

Builds upon data from Fall 2014, 2015, and August 2016



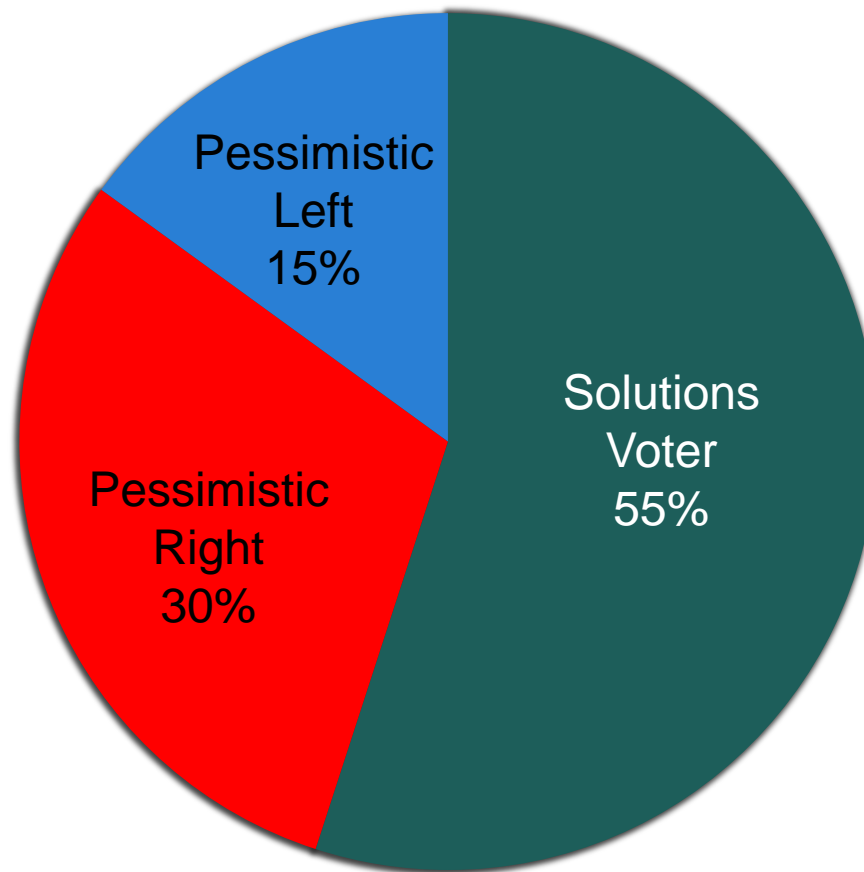
VJBreglioInc



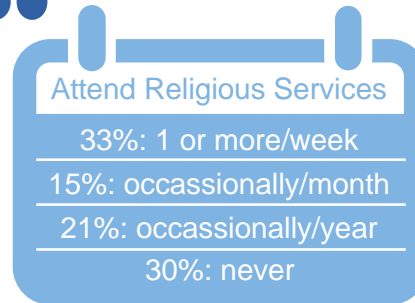
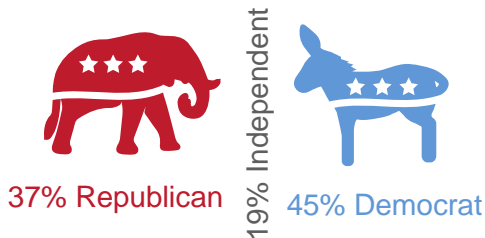
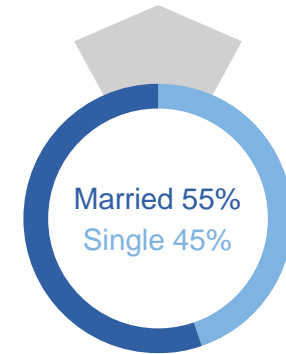
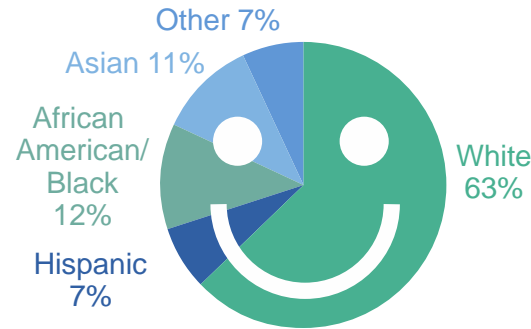
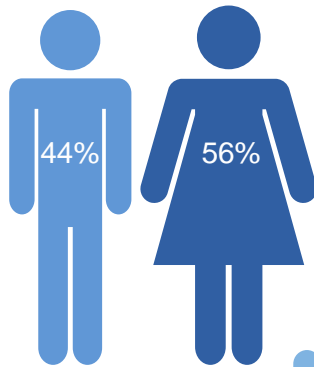
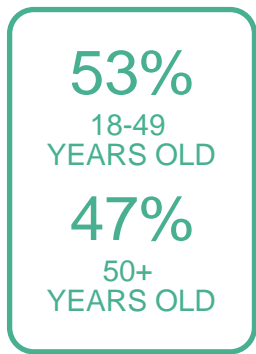
# Top Takeaways

- ★ Even in a divisive election year, a majority of American voters have high expectations that change will occur moving the country forward on four issues where voters say solutions exist and progress is possible:
  - terrorism/national security,
  - energy and the environment and
  - law enforcement / criminal justice
  - jobs.
- ★ Political leaders would be wise to quickly move forward on these issues.
- ★ Renewable energy, in particular, is an opportunity for a breakthrough in bipartisan cooperation. It is supported by a majority of Americans, including Republicans, Democrats, Independents, liberals, moderates, and conservatives.


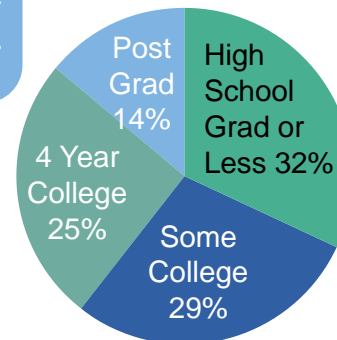

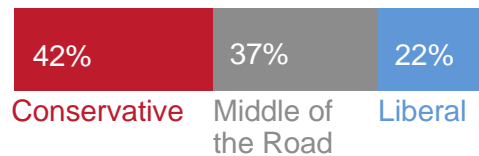
# The Solutions Voter



# Demographic Description of the Solutions Voter



**84%** are not the parent of a child under age 8 or the primary caretaker for an older or disabled person




# Traits of the Solutions Voter 2016


- 63% express strong optimism that real progress can be made to solve energy and environmental problems; criminal justice challenges; terrorism; and jobs.
- 61% trust small business, 54% the religious community and 54% trust civic organizations.
- 54% believe the American people prefer negotiated compromises on difficult issues, even if they personally don't totally agree with the compromise; 44% are more likely than others to respect and care for those who are different, and 44% are willing to make sacrifices for refugees.
- 72% agree that Americans have more beliefs in common with each other than the media and politicians tell us; 67% say the creativity and ingenuity of the American people can lead to real, practical progress on issues that matter to us; and 65% believe the racial, economic, and other differences among us should be used to open up debate and dialogue, not close it down.
- The solutions voter identify themselves as partisan Republicans and Democrats in numbers similar to all voters but lean conservative on the ideological spectrum.

# Key Demographics

## 15% PESSIMISTIC LEFT




58% 42%



16% Republican 62% Democrat

17%  
Attend One or More  
Religious Services / Week

## 55% SOLUTIONS VOTER




44% 56%




37% Republican 45% Democrat

33%  
Attend One or More  
Religious Services / Week

## 30% PESSIMISTIC RIGHT



50% 50%



52% Republican 28% Democrat

26%  
Attend One or More  
Religious Services / Week

# Solutions Voters Compared to Other Voters

	Pessimistic Left	Solutions Voter	Pessimistic Right
<b>OPTIMISTIC - PROGRESS ON ISSUES</b>			
	% OPTIMISTIC		
Energy & Environment	18%	64%	12%
Crime & Law Enforcement	10%	65%	8%
<b>TRUST IN INSTITUTIONS</b>			
	% TRUST		
Federal Government	31%	34%	4%
Big Business	24%	28%	12%
Religious Community	27%	44%	42%
<b>ATTITUDES TOWARD AMERICA</b>			
	% AGREE AMERICANS BELIEVE....		
All should be free to voice their opinions even if some are troubled	49%	71%	64%
Prefer negotiated compromises even if they don't totally agree	37%	51%	45%
<b>PERCEPTION OF ROLE OF GOVERNMENT</b>			
	% AGREE		
Govt spending almost always wasteful/inefficient	10%	60%	88%
Govt leaders care little about people like me	27%	57%	94%

# Methodology

- The 2016 CSI national survey was conducted in August, 2016.
- A national cross-sectional sample of 1200 registered voters completed an extensive on-line survey approximately 20 minutes in length.
- These data have been weighted to reflect the population parameters of all registered voters.