

Public Attitudes About New Coal-Fired Power Plants in Indiana

A Survey of Indiana Adults

Prepared for
The Civil Society Institute (CSI)

Prepared by
OPINION RESEARCH CORPORATION

April 22, 2008

Table of Contents

	<u>Page</u>
Methodology	2
Executive Summary.....	3
Detailed Charts	8
Appendix	
Reliability of Survey Percentages	48
Sampling Tolerances When Comparing Two Samples.....	49

Methodology

Results are based on a survey consisting of telephone interviews conducted among a representative sample of 602 adults age 18 and over, living in private households, in the state of Indiana. Interviewing was completed during the period of April 4-7, 2008.

All completed interviews were weighted by two variables: age and gender, to ensure reliable and accurate representation of the adult population.

The margin of error at a 95% confidence level is plus or minus 4 percentage points for the sample of 602 adults. Smaller sub-groups will have larger error margins.

Executive Summary

- Four out of five Indiana residents (80 percent) agree that “Indiana should focus on increased energy efficiency and conservation steps and more use of sustainable energy to reduce demand for electricity before it goes ahead with a new coal-fired power plant.” Fewer than one in four (18 percent) disagree. There is strong bipartisan support for a focus on more energy efficiency/ conservation over more coal-fired plants, including 76 percent of Republicans, 85 percent of Democrats and 81 percent of Independents. Likely voters favor more conservation/energy efficiency over power plant construction by a margin of 79 percent to 19 percent.
- Three out of four state residents (75 percent) would pick clean wind or solar energy if they “could decide where to invest money in new electric power generation for Indiana.” Fewer than one in five (16 percent) would pick nuclear and just 7 percent favor coal as the power source.
- About six out of 10 state residents (58 percent) -- including an equal number of likely voters -- would be more likely to vote for “a candidate for public office who spoke out against Duke Energy's planned coal-fired plant for Indiana.” This support for power plant opponent candidates includes majorities of Republicans (50 percent), Democrats (66 percent) and Independents (57 percent).

Executive Summary

- Almost nine out of 10 Indiana residents (86 percent) agree with the following statement: "A national energy strategy based on a 'phasing in' of new technologies and a phasing out of carbon based energy sources would require specific actions. America should commit to a five-year moratorium on new coal-fired plants and, instead, focus on aggressive expansion of wind, solar and other renewable energy sources. Tax and other incentives should be provided for all new construction to help reduce energy consumption. Homeowners should get incentives to make their homes more energy efficient to help reduce energy demands."
- Nearly three out of four Indiana residents (75 percent) would oppose "the building of another coal-fired power plant in Indiana if they knew it would result in additional mercury contamination and carbon dioxide pollution, which scientists believe contribute to global warming." Over half (53 percent) of residents would strongly oppose such construction, which would be favored by only one in four state residents. Only 31 percent of Republicans, 16 percent of Democrats and 22 percent of Independents would support such construction.
- Four out of five Indiana residents (80 percent) say they are "concerned about the possible ill health effects - including asthma, heart problems and mental retardation in children -- that could be experienced by you, your family members and others as the result of increased pollution from a new coal-fired power plant in Indiana." Fewer than one in five state residents (19 percent) say they are not concerned by such health issues.

Executive Summary

- Over four-fifths of Indiana residents (83 percent) have little (15 percent) or no (68 percent) awareness of “plans by Duke Energy to build a new coal-fired power plant at Edwardsport in Indiana.” Only 17 percent say they are aware, with just 4 percent “very aware.”
- Based on what they know, three out five Indiana residents are either unsure (22 percent) or opposed (36 percent) to the proposed Edwardsport plant, with well under half (42 percent) favoring it. Republicans (51 percent) are stronger supporters of the plant than Democrats (37 percent) or Independents (40 percent).
- About nine out of ten Indiana residents (84 percent) – including a bipartisan 80 percent of Republicans, 88 percent of Democrats and 87 percent of Independents -- agree with the following statement: “A sound energy policy is central to solving some of the most urgent problems facing our country. An energy policy that promotes energy efficiency and sustainable power would encourage innovation, create new green jobs and make for a stronger economy. It also allows the U.S. to disentangle itself from unstable and hostile regions of the world while also reducing harmful greenhouse gas emissions.”
- Roughly nine out of 10 Indiana residents (89 percent) “think it is time for the leaders of our nation to start thinking in terms of the concept of a ‘new industrial revolution,’ one that is characterized by the orderly phasing out of fossil fuels and the phasing in of clean, renewable energy sources - many of which are available now, such as wind and solar for electricity, hybrid and clean diesel technologies for cars.”
- Over four out of five Indiana residents (81 percent) agree that “the effects of global warming require that we take timely and decisive steps for renewable, safe and clean energy sources. We need transitional technologies on our path to energy independence. There are tough choices to be made and tradeoffs. We cannot afford to postpone decisions since there are no perfect options.”

Detailed Charts

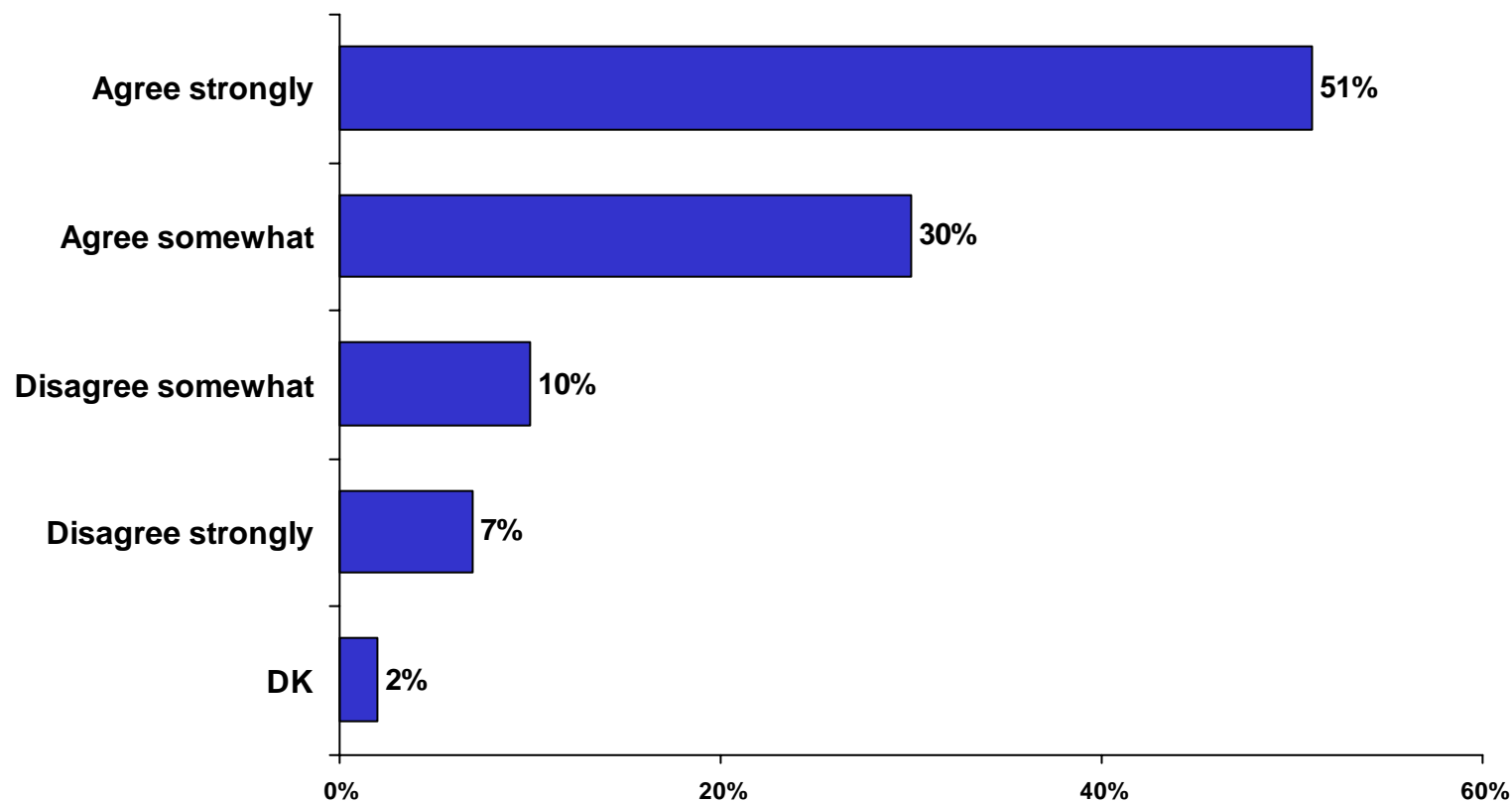
Focus on Energy Conservation vs. Building New Coal-Fired Plants

- Respondents were told that Duke Energy says it needs new coal-fired power plants to meet consumer demand. But when asked if they would prefer to try and meet demand through greater energy-efficiency and conservation before building more coal-fired plants, eight in 10 respondents agree with this position. Only 18% say they disagree.
 - Across party lines agreement that conservation should be tried first is highest among Democrats (85%) and Independents (81%).
 - Eighty-nine percent of Catholics prefer the conservation first approach compared to 77% of Protestants.
 - Ninety-two percent of those age 18-29 agree with the conservation approach compared with only 68% of those age 70 and over.

Focus on Energy Conservation vs. Building New Coal-Fired Plants

Q5: Duke Energy says that a new coal-fired power plant in Indiana is needed to meet consumer demand for electricity. But experts say that the growth in future energy demand in the state could be reduced sharply through conservation measures and increased energy-efficiency measures. Do you agree or disagree that Indiana should focus on increased energy efficiency and conservation steps and more use of sustainable energy to reduce demand for electricity before it goes ahead with a new coal-fired power plant? Would you say...

Majority Think Conservation First



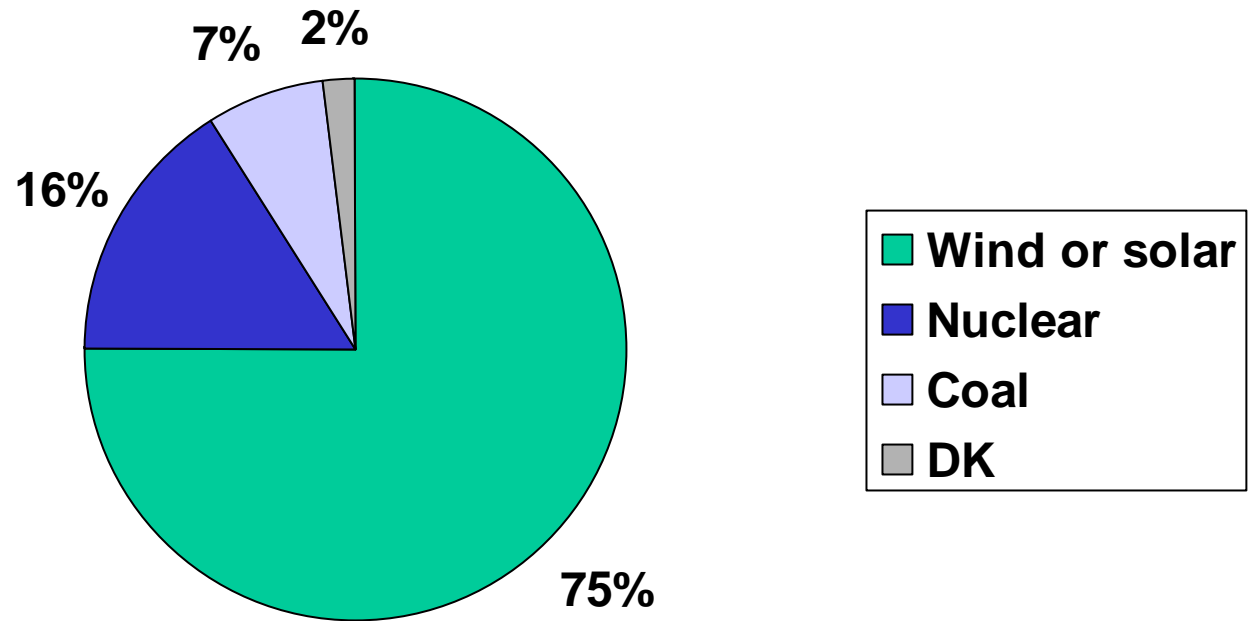
Base = Total respondents: 602 adults living in Indiana.

Where to Invest in Electric Power Generation for the State?

- A majority of residents of the state (75%) would choose wind or solar power if they could be the one to decide where to invest money in new electric power generation for the state. Sixteen percent would invest in nuclear power and only 7% would invest in coal as a source for electricity.
 - Not surprisingly 85% of those who oppose building a new coal-fired power plant in the state would invest in wind or solar power if they could make the decision.
 - Eighty-four percent of Democrats would choose wind or solar power if they could make the investment decision compared to only 74% of Independents and 62% of Republicans.
 - Among the youngest respondents, 79% would chose to invest in wind or solar power compared to only 75% of those between the ages of 30 and 69 and 63% of those age 70 or older.

Where to Invest in Electric Power Generation for the State?

Q7: If you could decide where to invest money in new electric power generation for Indiana, which one of the following would you choose?



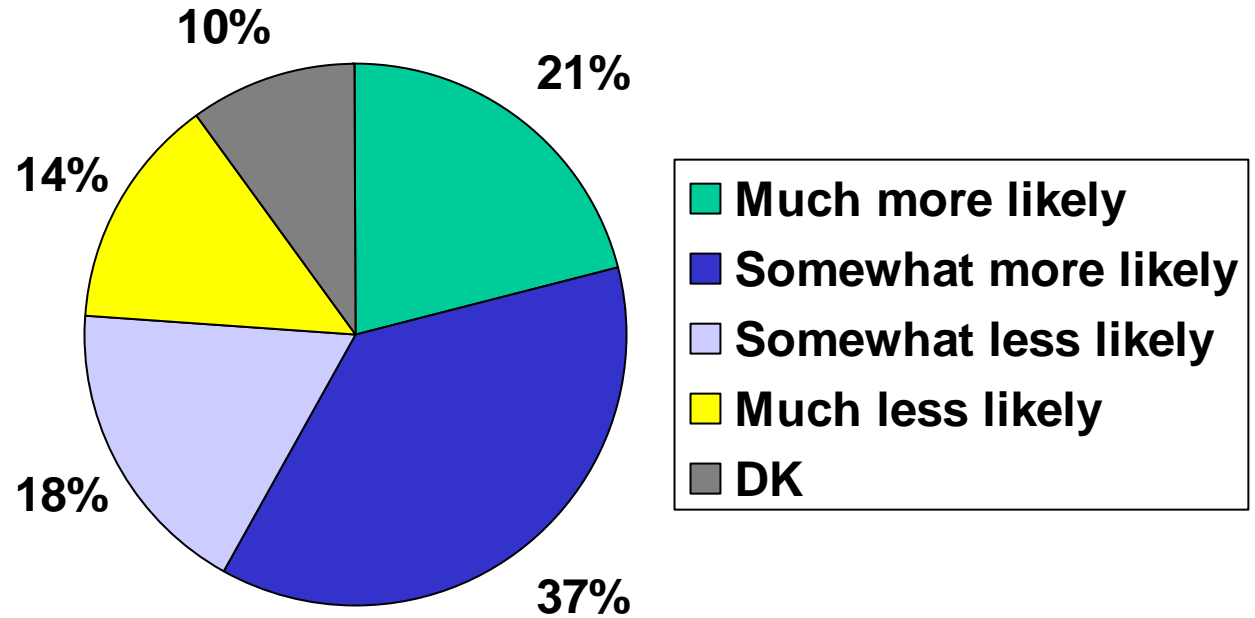
Base = Total respondents: 602 adults living in Indiana.

A Candidate's Stand on Coal-Fired Power Plants

- If a candidate were to speak out against Duke Energy's planned coal-fired power plant, 58% of Indiana residents say it would make them much more (21%) or somewhat more (37%) likely to vote for that candidate. For 32% of the respondents, that type of stand would make residents less likely to vote for the candidate.
 - Among Democrats, 66% would be more likely to vote for a candidate that took this stand compared to 57% of Independents and 50% of Republicans.
 - Sixty-three percent of respondents between the ages of 18 and 49 would vote for a candidate that spoke out against Duke Energy compared to 55% of those age 50-69 and 42% of those age 70 and over.
 - Among those who oppose the coal-fired power plants, 78% would be more likely to vote for a candidate who took this position against Duke Energy.

A Candidate's Stand on Coal-Fired Power Plants

Q8: If a candidate for public office spoke out against Duke Energy's planned coal-fired plant for Indiana, would you be more or less likely to vote for him or her?
Would that be...



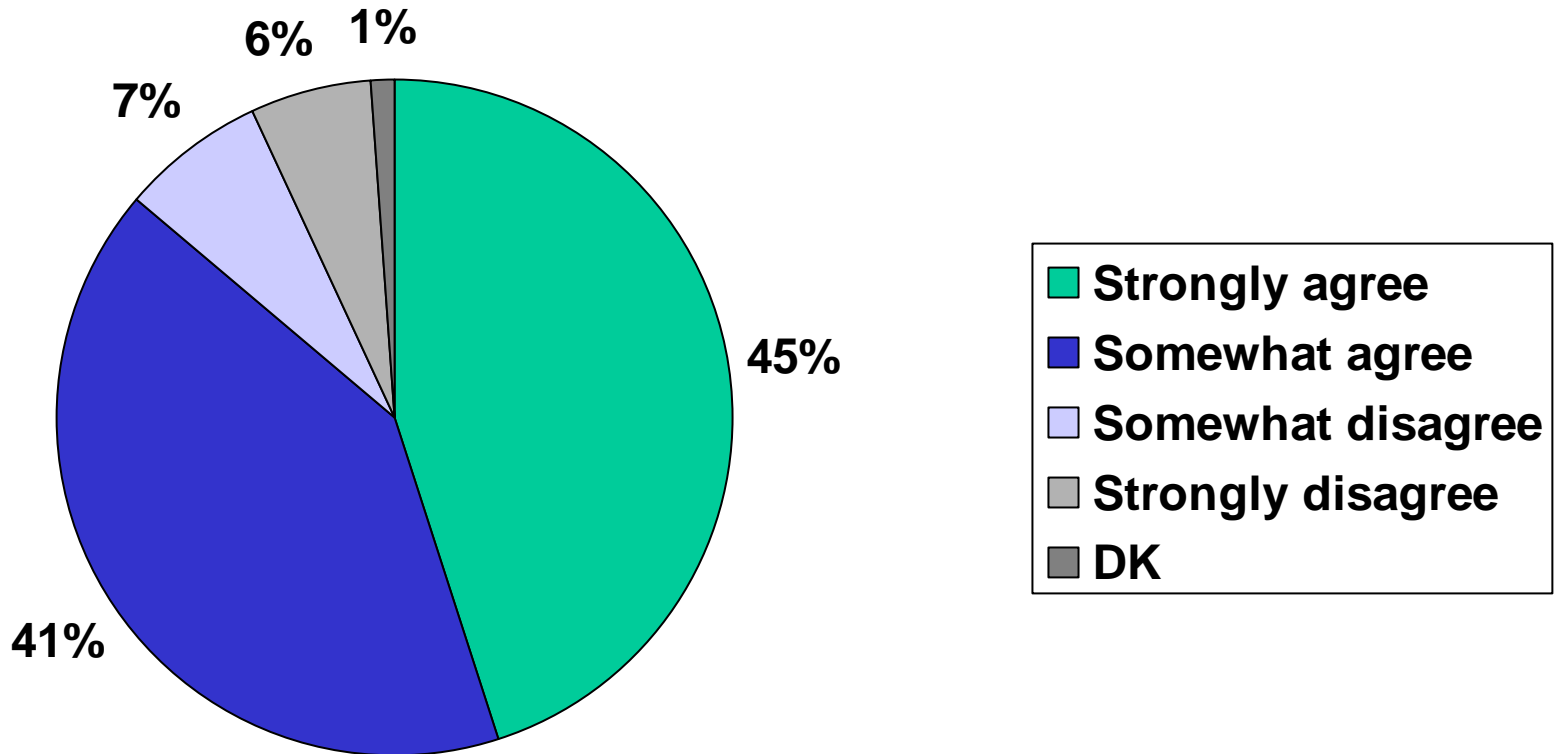
Base = Total respondents: 602 adults living in Indiana.

A Five-Year Moratorium on Coal-Fired Plants and Aggressive Expansion of Alternative Energy Sources

- A substantial majority of Indiana adults are in favor of a five year moratorium on new coal-fired power plants and an aggressive expansion of the use of alternative and renewable fuel sources (86%). Only 13% disagree that this action should be pursued.
 - Among Democrats, agreement with the idea of a five year moratorium on coal-fired plants is the highest (92%) followed by 89% of Independents and 78% of Republicans.

A Five-Year Moratorium on Coal-Fired Plants and Aggressive Expansion of Alternative Energy Sources

Q11: Please tell me how much you agree or disagree with the following statement. A national energy strategy based on a phasing in of new technologies and a phasing out of carbon based energy sources would require specific actions. America should commit to a five-year moratorium on new coal-fired plants and, instead, focus on aggressive expansion of wind, solar and other renewable energy sources. Tax and other incentives should be provided for all new construction to help reduce energy consumption. Homeowners should get incentives to make their homes more energy efficient to help reduce energy demands.” Would you say you...



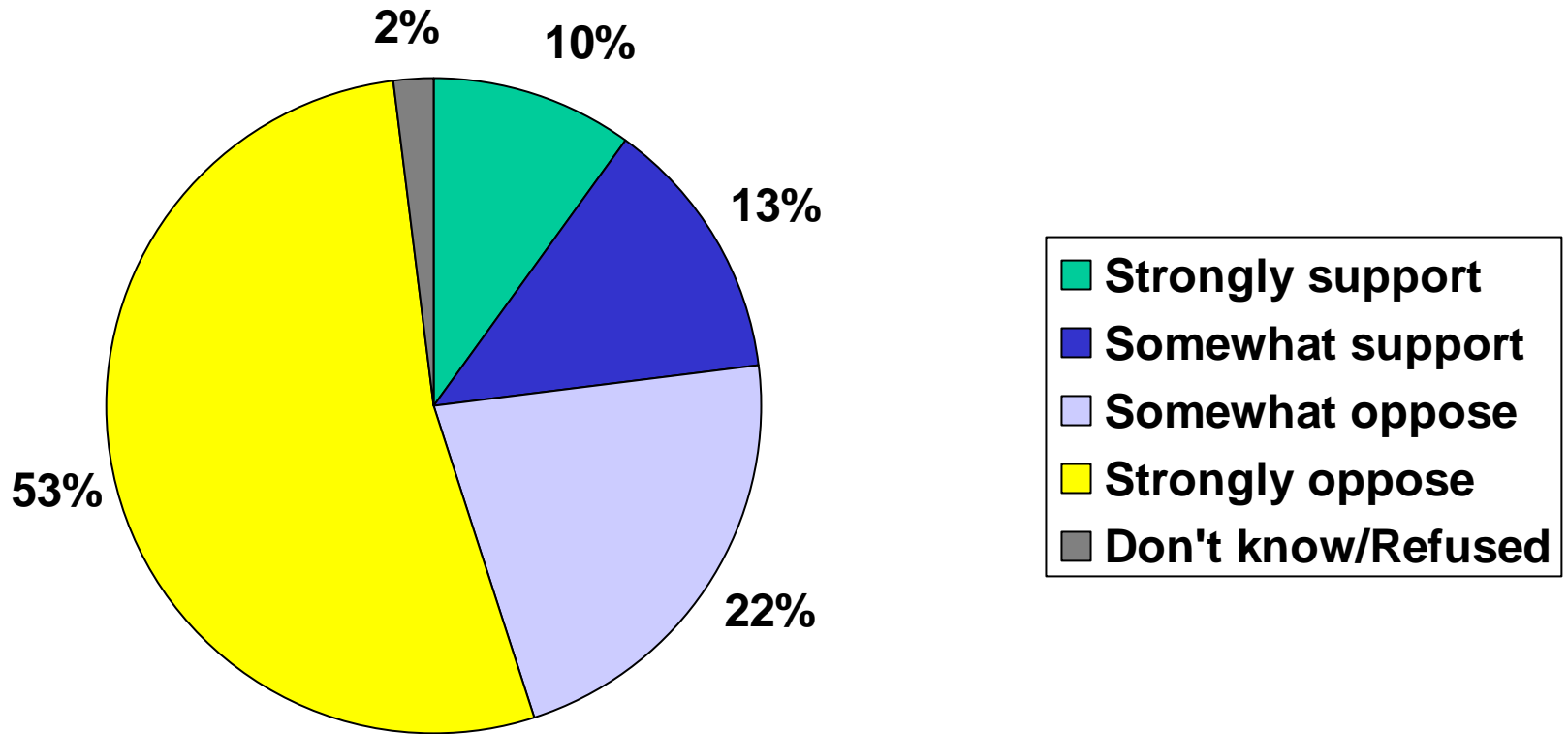
Base = Total respondents: 602 adults living in Indiana.

Arguments That Might Change Opinion About Building a Coal-Fired Power Plant in Indiana

- Another question informed respondents that coal-fired plants would result in additional mercury contamination and carbon dioxide pollution which scientists believe contribute to global warming. Given this information, they were asked if that would make them more or less likely to support the building of an additional coal-fired plant. About three-quarters (75%) said they would oppose a plant based on this information and 23% said it would make them more likely to support it.
 - Those most likely to oppose the plant based on this information are Democrats (83%) and Independents (76%). Only 66% of Republicans would oppose the plant based on this information.
 - Interestingly, among those who are aware of the plant, slightly fewer say they oppose it (68%) than the percentage among the general population of the state (75%).

Arguments That Might Change Opinion About Building a Coal-Fired Power Plant in Indiana

Q4: *Would you support or oppose the building of another coal-fired power plant in Indiana if you knew it would result in additional mercury contamination and carbon dioxide pollution, which scientists believe contribute to global warming? Would you say you...*



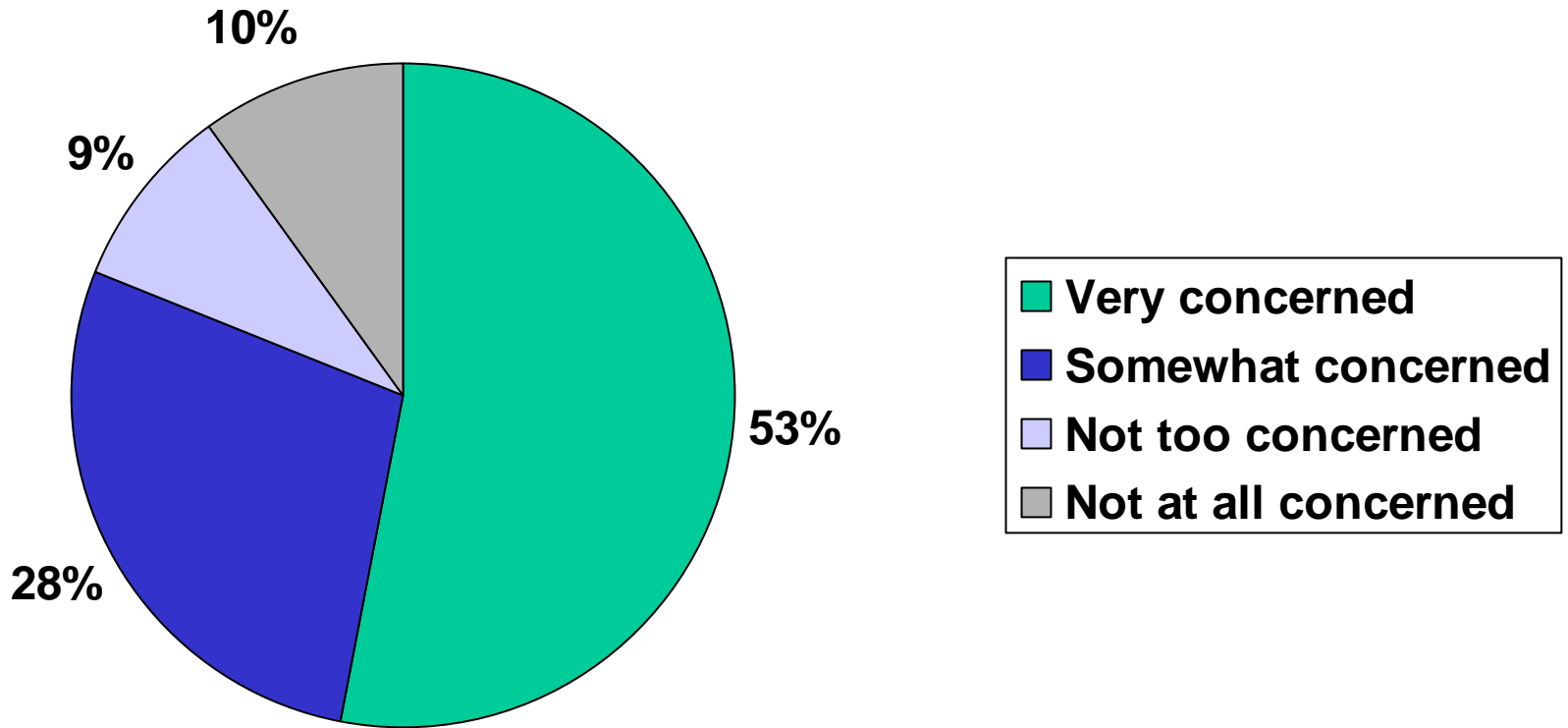
Base = Total respondents: 602 adults living in Indiana.

Concern Over the Ill Health Effects of Pollution From Coal-Fired Power Plants

- Concern is quite high over the possible ill health effects of a coal-fired power plant on the residents of Indiana. Eighty percent say they are very (53%) or somewhat (28%) concerned about asthma, heart problems and mental retardation in children that could be experienced by Indiana residents as a result of increased pollution caused by the new coal-fired power plant. Only 19% say they are not concerned about these ill health effects.
 - Democrats are the most likely to be worried about the possibility of health dangers from pollution caused by a coal-fired power plant (90%), followed by 84% of Independents and just 66% of Republicans.
 - Eighty-six percent of those with a high school education or less are concerned compared to only 70% of those with a graduate degree.

Concern Over the Ill Health Effects of Pollution From Coal-Fired Power Plants

Q6: Are you concerned about the possible ill health effects – including asthma, heart problems and mental retardation in children – that could be experienced by you, your family members and others as a result of increased pollution from a new coal-fired power plant in Indiana? Would you say you are...



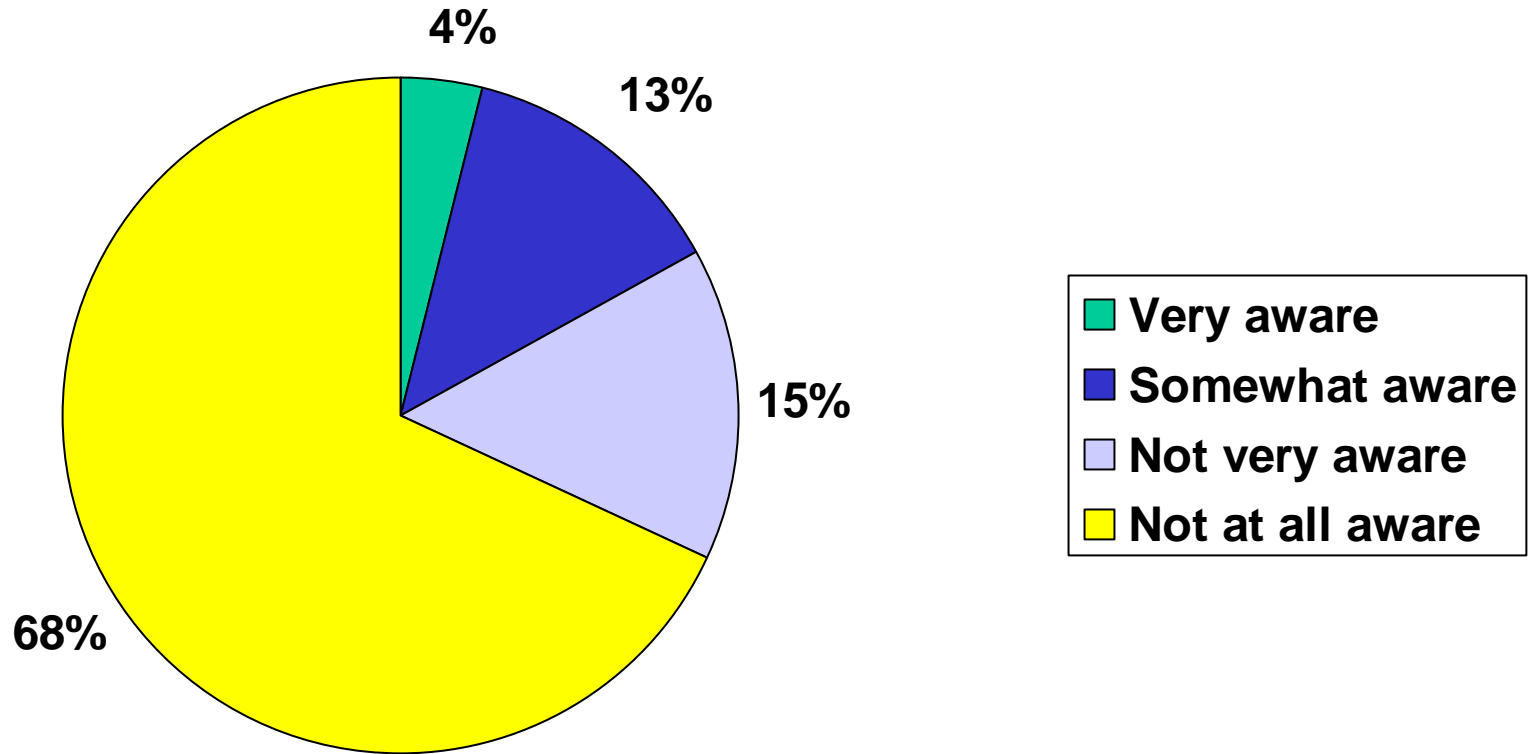
Base = Total respondents: 602 adults living in Indiana.

Awareness of Duke Energy's Plan for a Coal-Fired Power Plant at Edwardsport

- Awareness of Duke Energy's plan to build a coal-fired power plant at Edwardsport is very low. Only 17% said they are very or somewhat aware of this. Eighty-three percent are not aware.
 - Awareness is much higher among those with a college degree (21%) or a postgraduate degree (32%) than it is among those with a high school education or less (8%).
 - Younger respondents age 49 or younger (12%) are a lot less likely to know about Duke Energy's plans for a coal-fired power plant than are those age 50 and over (24%).
 - Along party lines there is no difference in awareness.
 - Interestingly, those who said in a later question that they are opposed to the plant, are no more likely to be aware than all respondents. One has to wonder how strong the opposition to the plant is if only 17% of those who say they are opposed to it are also aware of the plant.

Awareness of Duke Energy's Plan for a Coal-Fired Power Plant at Edwardsport

Q1: How aware are you of plans by Duke Energy to build a new coal-fired power plant at Edwardsport in Indiana? Are you...



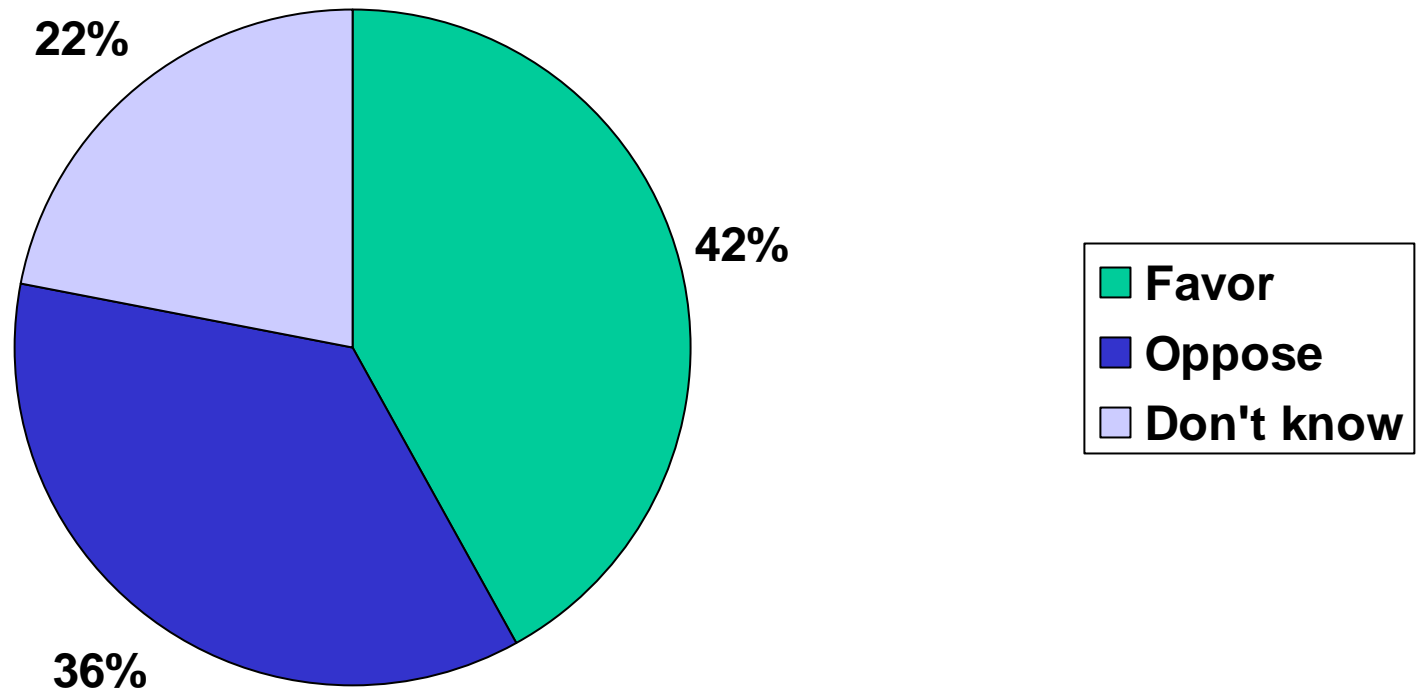
Base = Total respondents: 602 adults living in Indiana.

Favor/Oppose A Coal-Fired Power Plant in Indiana

- Four-in-10 Indiana residents (42%) favor a proposed coal-fired power plant in Indiana. About a third are opposed (36%) and fully 22% do not know how they feel.
 - Among those who are aware of the plant, 49% favor it, 35% oppose and 15% do not know.
 - Along party lines, support is strongest among Republicans (51%) and weaker among Independents (40%) and Democrats (37%).
 - Thirty-six percent of younger respondents aged 18-49 favor the plant compared to 50% of those age 50 or over.

Favor/Oppose A Coal-Fired Power Plant in Indiana

Q2: Based on what you know about plans to construct a new coal-fired power plant in Indiana, would you say you favor or oppose building new coal-fired power plants in the state?



Base = Total respondents: 602 adults living in Indiana.

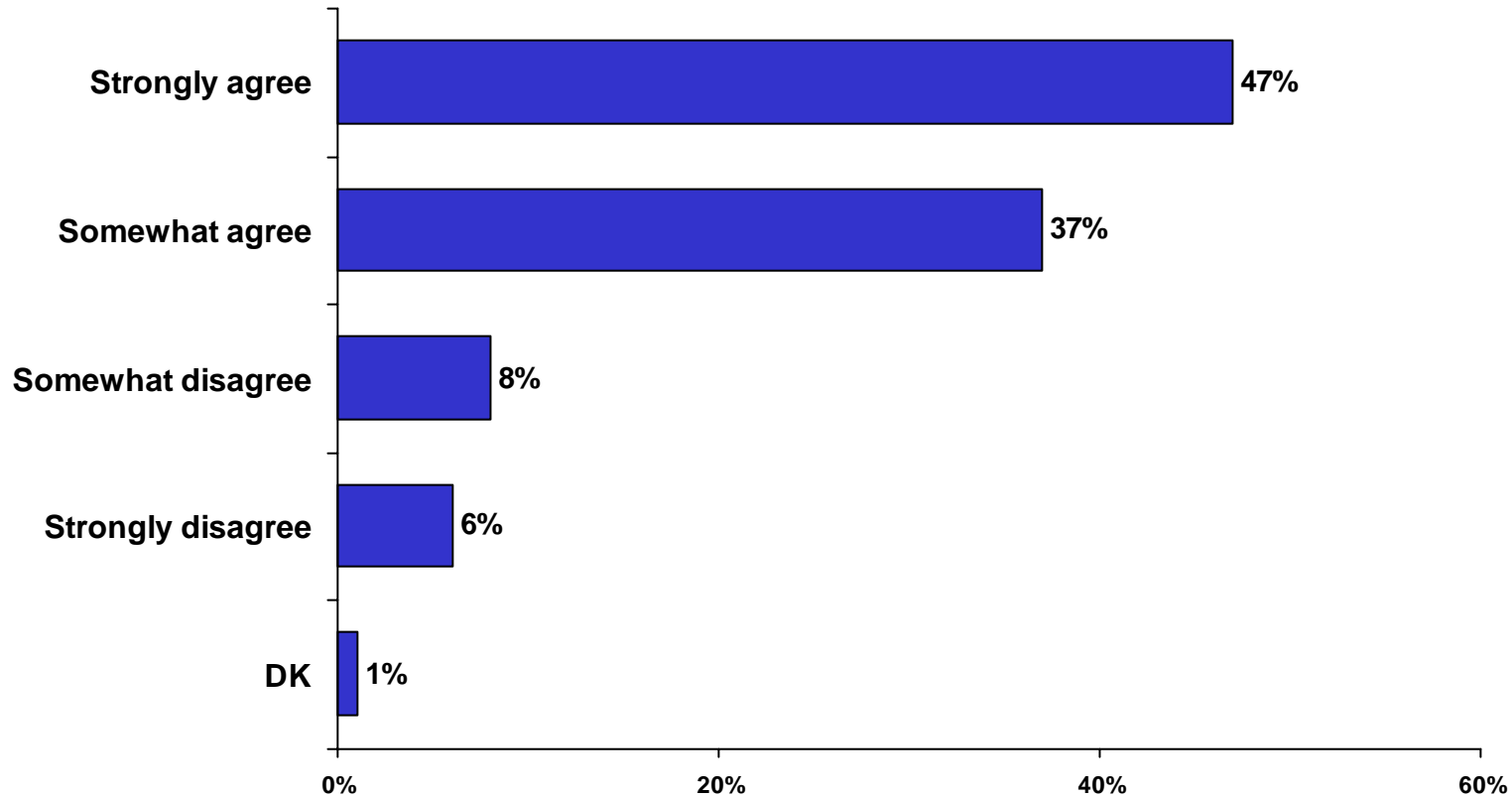
A Sound Energy Policy Could Have Far Reaching Positive Benefits

- More than eight in 10 (84%) Indiana residents think a sound energy policy is central to solving some of the most urgent problems facing the country. Only 14% disagree with the detailed statement that is shown on the next page.
 - Across party lines, Democrats, Republicans and Independents all agree with this statement.
 - Those with a post graduate degree are the most likely to agree (89%); as are those who oppose the plant (89%), and those age 50-69 (89%).

A Sound Energy Policy Could Have Far Reaching Positive Benefits

Q9: Do you agree or disagree with the following statement. Would you say you...

A sound energy policy is central to solving some of the most urgent problems facing our country. An energy policy that promotes energy efficiency and sustainable power would encourage innovation, create new green jobs and make for a stronger economy. It also allows the US to disentangle itself from unstable and hostile regions of the world while also reducing harmful greenhouse gas emissions.



Base = Total respondents: 602 adults living in Indiana.

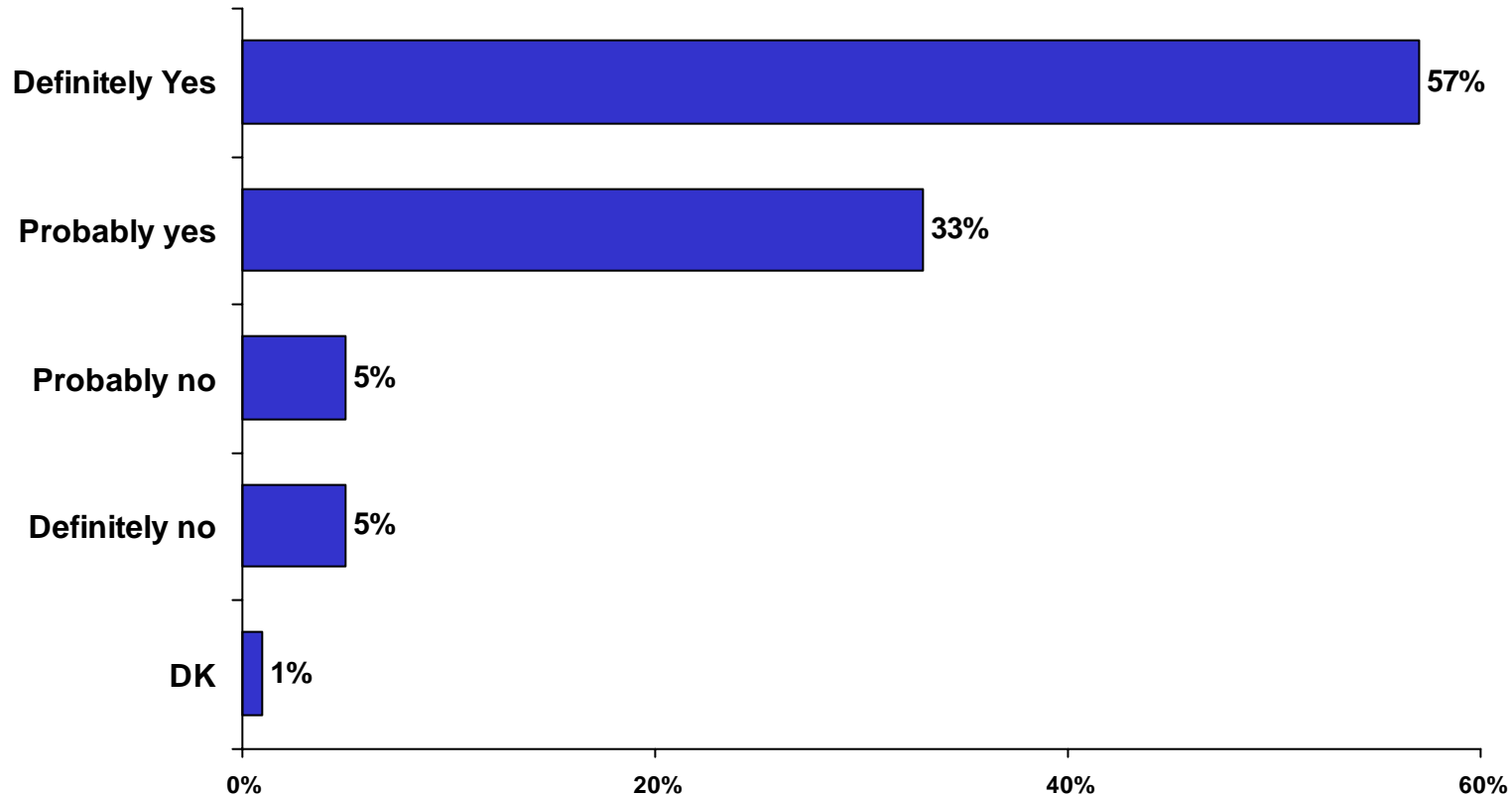
Time to Phase Out Fossil Fuels and Think in Terms of a New Industrial Revolution

- Eighty-nine percent of Indiana residents think it is time to think in terms of a new industrial revolution – one that would phase out the use of fossil fuels and phase in the use of clean, renewable sources of energy. Only 10% do not think it is time to think in these terms.
 - Along party lines the support is stronger among Democrats (93%) and Independents (90%) than it is among Republicans (84%).

Time to Phase Out Fossil Fuels and Think in Terms of a New Industrial Revolution

Q10: The reliance on fossil fuels is the product of the industrial revolution of the 19th and early 20th centuries. Do you think it is time for the leaders of our nation to start thinking in terms of the concept of a new industrial revolution, one that is characterized by the orderly phasing out of fossil fuels and the phasing in of clean, renewable energy sources – many of which are available now, such as wind and solar for electricity, hybrid and clean diesel technologies for cars? Would you say...

Majority Says Yes



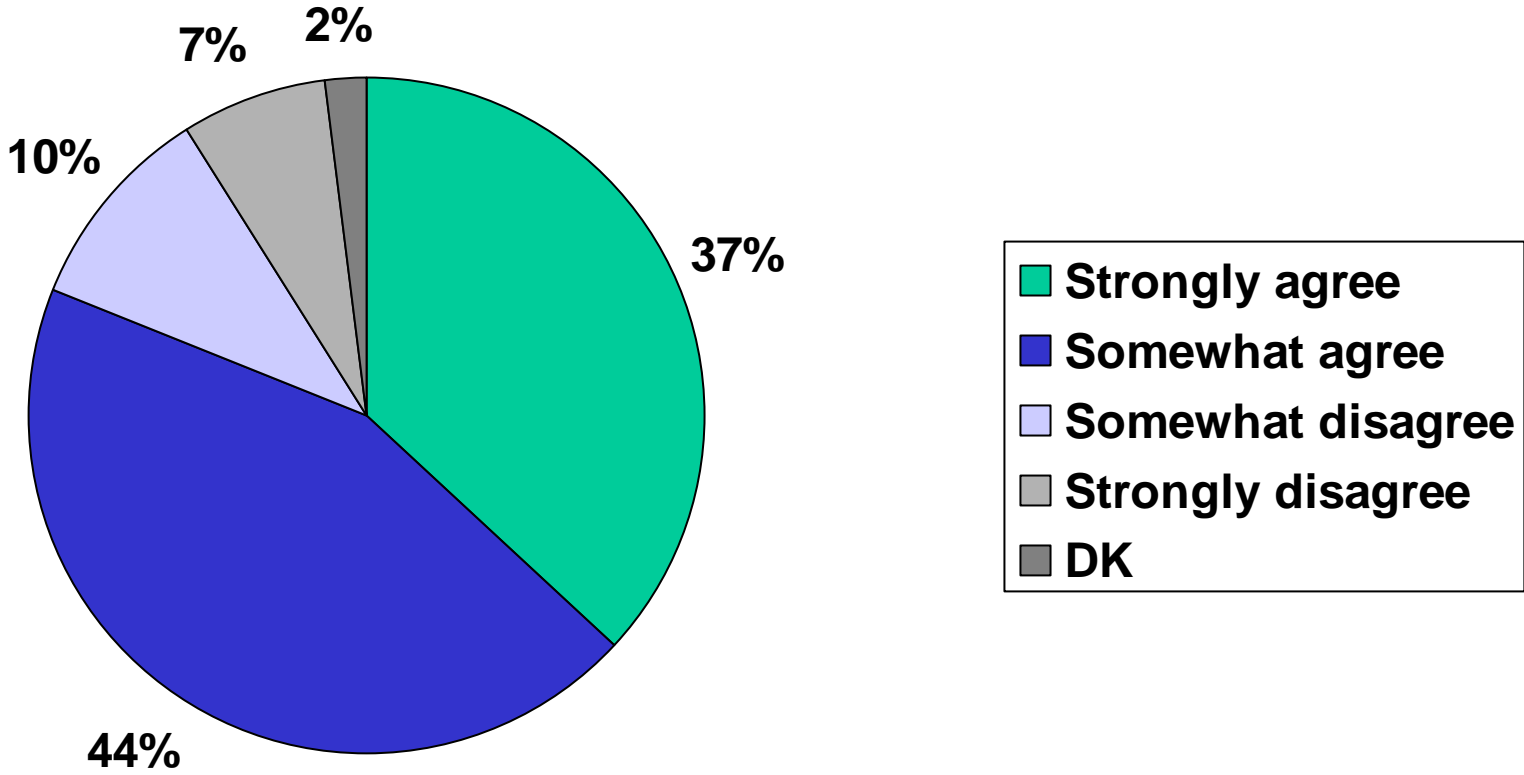
Base = Total respondents: 602 adults living in Indiana.

The Effects of Global Warming Require Decisive Action on the Path to Energy Independence

- Eight in 10 Indiana residents (81%) agree strongly (37%) or somewhat (44%) that the effects of global warming require timely and decisive steps be taken for renewable, safe and clean energy sources. Only 17% disagree that these transitional technologies are needed on the path to energy independence.
 - Democrats are strongly in support of the idea of taking steps to develop alternative energy sources with the idea of eventually becoming energy independent (90%). Support is somewhat lower among Independents (82%) and even lower among Republicans (71%).
 - Those who oppose the idea of a coal-fired power plant are strongly in agreement with this idea (87%).

The Effects of Global Warming Require Decisive Action on the Path to Energy Independence

Q12: Please listen to this statement: "The effects of global warming require that we take timely and decisive steps for renewable, safe and clean energy sources. We need transitional technologies on our path to energy independence. There are tough choices to be made and tradeoffs. We cannot afford to postpone decisions since there are no perfect options." How much do you agree or disagree with this statement? Would you say you...



Base = Total respondents: 602 adults living in Indiana.

Arguments for and Against Building New Coal-Fired Power Plants

- When read two opposing view points about building more coal-fired power plants in the state, more respondents agreed with the position that more should NOT be built (61%) than agreed they should be built (35%).
 - Along party lines, 71% of Democrats agree more coal-fired power plants should not be built as do 60% of Independents. Only 52% of Republicans think that more plants should not be built.
 - There is also a big difference by age. Seventy-three percent of those age 18-29 do not think additional power plants should be built and this level of opposition drops to 56% among those age 70 and over.
 - Forty-five percent of Republicans and 42% of those age 70 and over think an additional coal-burning power plant should be built.
 - Interestingly, those aware of the plant, are evenly split with 47% thinking more should be built and the same proportion thinking they should not.

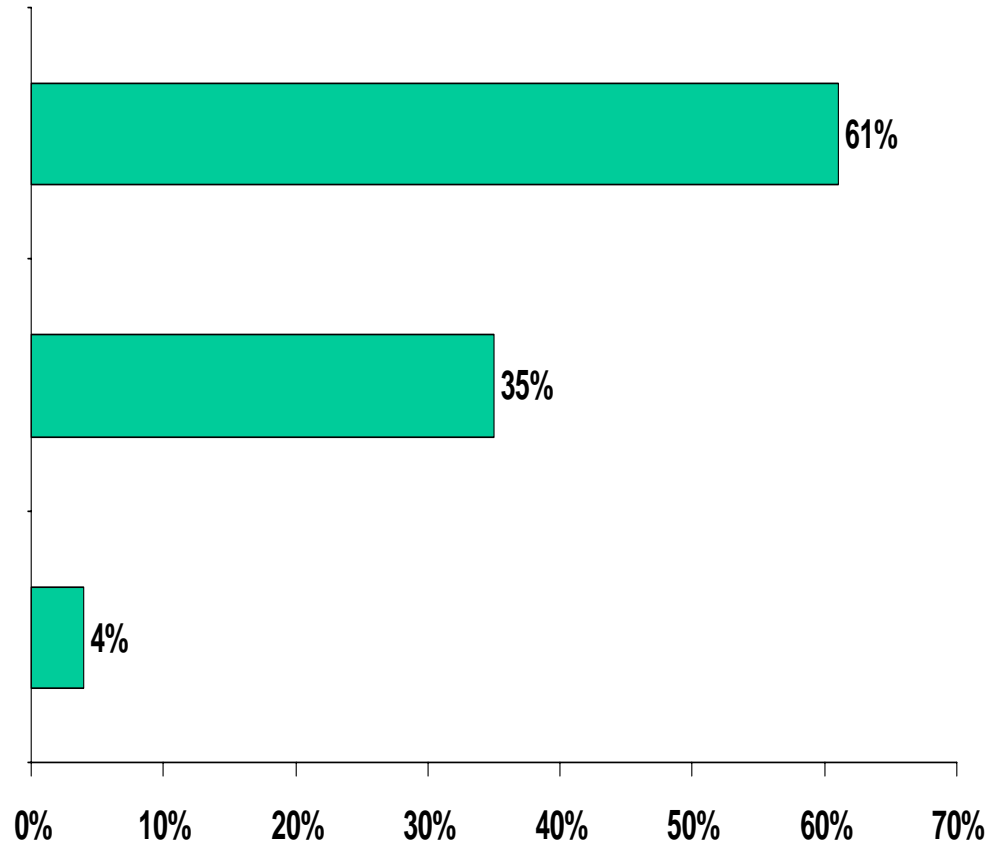
Arguments for and Against Building New Coal-Fired Power Plants

Q3: *Still thinking about a possible new coal-fired power plant in Indiana – I'd like to read you two viewpoints and ask which of the statements you agree with most...*

People say that the best energy alternative is greater efficiency and conservation to eliminate waste, combined with more wind, solar power and other forms of sustainable energy. Doing this would ultimately save money in the form of economic benefits to the state, such as cleaner air, healthier children, and fewer public health risks as well as creating new jobs. Therefore we should NOT build additional coal-fired power plants in Indiana

People say that consumers deserve access to affordable electricity and coal is the most affordable energy source. Therefore, to keep power prices low for consumers, we should build an additional coal-fired power plant in Indiana

Don't know/Refused



Base = Total respondents: 602 adults living in Indiana.

APPENDIX

RELIABILITY OF SURVEY PERCENTAGES

Results of any sample are subject to sampling variation. The magnitude of the variation is measurable and is affected by the number of interviews and the level of the percentages expressing the results.

The table below shows the possible sample variation that applies to percentage results reported herein. The chances are 95 in 100 that a survey result does not vary, plus or minus, by more than the indicated number of percentage points from the result that would be obtained if interviews had been conducted with all persons in the universe represented by the sample.

Size of Sample on Which Survey Results Are Based	Approximate Sampling Tolerances Applicable to Percentages At or Near These Levels				
	10% or 90%	20% or 80%	30% or 70%	40% or 60%	50%
1,000 interviews	2%	2%	3%	3%	3%
500 interviews	3%	4%	4%	4%	4%
250 interviews	4%	5%	6%	6%	6%
100 interviews	6%	8%	9%	10%	10%

Additional Sampling Tolerances for Samples of 1,000 Interviews

<u>9% or 91%</u> 2%	<u>8% or 92%</u> 2%	<u>7% or 93%</u> 2%	<u>6% or 94%</u> 1%	<u>5% or 95%</u> 1%
<u>4% or 96%</u> 1%	<u>3% or 97%</u> 1%	<u>2% or 98%</u> 1%	<u>1% or 99%</u> 2%	

SAMPLING TOLERANCES WHEN COMPARING TWO SAMPLES

Tolerances are also involved in the comparison of results from independent parts of the sample. A difference, in other words, must be of at least a certain number of percentage points to be considered statistically significant – that is not due to random chance. The table below is a guide to the sampling tolerances in percentage points applicable to such comparisons, based on a 95% confidence level.

Size of Samples Compared	Differences Required for Significance At or Near These Percentage Levels				
	10% or 90%	20% or 80%	30% or 70%	40% or 60%	50%
1,000 and 1,000	3%	4%	4%	4%	4%
1,000 and 500	3%	4%	5%	5%	5%
1,000 and 250	4%	6%	6%	7%	7%
1,000 and 100	6%	8%	9%	10%	10%
500 and 500	4%	5%	6%	6%	6%
500 and 250	5%	6%	7%	7%	8%
500 and 100	6%	9%	10%	11%	11%
250 and 250	5%	7%	8%	9%	9%
250 and 100	7%	9%	11%	11%	12%
100 and 100	8%	11%	13%	14%	14%

INDIANA COAL POWER PLANT SURVEY

APRIL 2008
36019

TELEPHONE #
STATE
COUNTY
METRO
ADI
ADI RANK
REP
SURVEY # (LAST 3 DIGITS)
CALL

TELEPHONE NUMBER: () _____ TIME ENDED: _____

TIME STARTED: _____

LENGTH: _____ (MINUTES)

DATE: _____

INTERVIEWER: _____

I.D.: _____

Hello, my name is _____. I'm calling from Opinion Research Corporation. We're conducting a survey of Indiana residents on a subject of interest to the public. We are not selling any products or services. We are only asking your opinions. Your answers will remain confidential. This call may be monitored or recorded for quality assurance purposes.

Now, may I please speak to the youngest (male/female) 18 years of age or older who lives in this household.

RECORD GENDER

01 MALE
02 FEMALE

Topline results of 602 telephone interviews with adults in the state of Indiana. Interviews were conducted April 4-7, 2008. The margin of error for total sample is plus or minus four percentage points.

1. Are you are aware of plans by Duke Energy to build a new coal-fired power plant at Edwardsport in Indiana? Are you...
(N=602)

4% Very aware
13 Somewhat aware
15 Not very aware
68 Not at all aware
-- DON'T KNOW/REFUSED

2. Based on what you know about plans to construct a new coal-fired power plant in Indiana, would you say you favor or oppose building new coal-fired power plants in the state?

42% FAVOR
36 OPPOSE
22 DON'T KNOW/REFUSED

3. Still thinking about a possible new coal-fired power plant in Indiana – I'd like to read you two viewpoints and ask which of the statements you agree with most (READ AND ROTATE STATEMENTS)

35% “Some/Other people say that consumers deserve access to affordable electricity and coal is the most affordable energy source. Therefore, to keep power prices low for consumers, we should build an additional coal-fired power plant in Indiana.”

61% “Some/Other people say that the best energy alternative is greater efficiency and conservation to eliminate waste, combined with more wind, solar power and other forms of sustainable energy. Doing this would ultimately save money in the form of economic benefits to the state, such as cleaner air, healthier children, and fewer public health risks as well as creating new jobs. Therefore, we should not build additional coal-fired power plants in Indiana.”

4 DON'T KNOW/REFUSED

4. Would you support the building of another coal-fired power plant in Indiana if you knew it would result in additional mercury contamination and carbon dioxide pollution, which scientists believe contribute to global warming? Would you say you...

10% Strongly support
13 Somewhat support
22 Somewhat oppose
53 Strongly oppose
2 DON'T KNOW/REFUSED

5. Duke Energy says that a new coal-fired power plant in Indiana is needed to meet consumer demand for electricity. But experts say that the growth in future energy demand in the state could be reduced sharply through conservation measures and increased energy-efficiency measures. Do you agree or disagree that Indiana should focus on INCREASED energy efficiency and conservation steps and more use of sustainable energy to reduce demand for electricity BEFORE it goes ahead with a new coal-fired power plant? Would you say you...

51% Agree strongly
30 Agree somewhat
10 Disagree somewhat
7 Disagree strongly
2 DON'T KNOW/REFUSED

6. Are you concerned about the possible ill health effects – including asthma, heart problems and mental retardation in children -- that could be experienced by you, your family members and others as the result of increased pollution from a new coal-fired power plant in Indiana? Would you say you are...

53% Very concerned
28 Somewhat concerned
9 Not too concerned
10 Not at all concerned
1 DON'T KNOW/REFUSED

7. If you could decide where to invest money in new electric power generation for Indiana, which ONE of the following would you choose? (READ LIST BEFORE ACCEPTING ONE ANSWER. ROTATE)

7% Coal
16 Nuclear
75 Wind or solar
2 DON'T KNOW/REFUSED

8. If a candidate for public office spoke out against Duke Energy's planned coal-fired plant for Indiana, would you be more or less likely to vote for him or her? Would that be...

21% Much more likely
37 Somewhat more likely
18 Somewhat less likely
14 Much less likely
10 DON'T KNOW/NO ANSWER

9. Do you agree or disagree with the following statement: “A sound energy policy is central to solving some of the most urgent problems facing our country. An energy policy that promotes energy efficiency and sustainable power would encourage innovation, create new green jobs and make for a stronger economy. It also allows the U.S. to disentangle itself from unstable and hostile regions of the world while also reducing harmful greenhouse gas emissions.”

Would you say you . . . [READ LIST. RECORD ONE ANSWER]

47%	Strongly agree
37	Somewhat agree
8	Somewhat disagree
6	Strongly disagree
1	DON'T KNOW/NOT SURE

10. The reliance on fossil fuels is the product of the industrial revolution of the 19th and early 20th centuries. Do you think it is time for the leaders of our nation to start thinking in terms of the concept of a “new industrial revolution,” one that is characterized by the orderly phasing out of fossil fuels and the phasing in of clean, renewable energy sources - many of which are available now, such as wind and solar for electricity, hybrid and clean diesel technologies for cars? Would you say... [READ LIST. RECORD ONE ANSWER]

57%	Definitely yes
33	Probably yes
5	Probably no
5	Definitely no
1	DON'T KNOW/NOT SURE

11. Please tell me how much you agree or disagree with the following statement? “A national energy strategy based on a ‘phasing in’ of new technologies and a phasing out of carbon based energy sources would require specific actions. America should commit to a five-year moratorium on new coal-fired plants and, instead, focus on aggressive expansion of wind, solar and other renewable energy sources. Tax and other incentives should be provided for all new construction to help reduce energy consumption. Homeowners should get incentives to make their homes more energy efficient to help reduce energy demands.” Would you say you . . . [READ LIST. RECORD ONE ANSWER]

45%	Strongly agree
41	Somewhat agree
7	Somewhat disagree
6	Strongly disagree
1	DON'T KNOW/NOT SURE

12. Please listen to this statement. "The effects of global warming require that we take timely and decisive steps for renewable, safe and clean energy sources. We need transitional technologies on our path to energy independence. There are tough choices to be made and tradeoffs. We cannot afford to postpone decisions since there are no perfect options."

How much do you agree or disagree with this statement? Would you say you... [READ LIST. RECORD ONE ANSWER]

37%	Strongly agree
44	Somewhat agree
10	Somewhat disagree
7	Strongly disagree
1	DON'T KNOW/NOT SURE

And now, just a few questions for background purposes...

- D1 Thinking ahead to the presidential election which will be held in November, how likely would you say you are to vote -- will you definitely vote, are you extremely likely to vote, very likely to vote, only somewhat likely to vote, not very likely to vote, or will you definitely not vote?

71%	DEFINITELY VOTE
5	EXTREMELY LIKELY
6	VERY LIKELY
9	SOMEWHAT LIKELY
2	NOT VERY LIKELY
6	DEFINITELY WILL NOT VOTE
1	DON'T KNOW/UNDECIDED/REFUSED (vol.)

- D2 Which of the following BEST describes your religious affiliation? [READ LIST.RECORD ONE ANSWER]

49%	Protestant
22	Catholic
--	Greek or Russian Orthodox
1	Jewish
--	Islam
12	OTHER [SPECIFY]
12	NONE/NOT RELIGIOUS
3	REFUSED

- SP1 In politics, as of today, do you consider yourself a Republican, a Democrat, or an Independent?

28%	REPUBLICAN
35	DEMOCRAT
29	INDEPENDENT
2	OTHER PARTY
5	DON'T KNOW/REFUSED

SP2A POLITICAL PARTY IDENTIFICATION

28% REPUBLICAN [SP1 (01)]
 9 INDEPENDENT-LEAN REPUBLICAN [SP2 (01)]
 8 INDEPENDENT [SP1 (03) THAT ARE SP2 (98, 99)]
 14 INDEPENDENT-LEAN DEMOCRATIC [SP2 (02)]
 35 DEMOCRAT [SP1 (02)]
 3 OTHER PARTY [SP1 (98) THAT ARE SP2 (98) OR SP1 (99) THAT ARE SP2 (98)]
 2 DON'T KNOW/REFUSED [SP1 (99) THAT ARE SP2 (99) OR SP1 (98) THAT ARE SP2 (99)]

S7 What was the last grade in school you completed?

1% 8TH GRADE OR LESS
 7 HIGH SCHOOL INCOMPLETE [GRADES 9, 10, 11]
 33 HIGH SCHOOL COMPLETE [GRADE 12]
 22 SOME COLLEGE, BUT NO DEGREE
 5 ASSOCIATES DEGREE
 21 COLLEGE GRADUATE/BACHELORS DEGREE
 11 POSTGRADUATE DEGREE, SUCH AS MASTER'S, PH.D., MD, JD
 1 REFUSED/NR

S8 Please tell me, which of the following ranges best fits your age? [READ LIST]

7% 18-20
 4 21-24
 9 25-29
 8 30-34
 9 35-39
 10 40-44
 9 45-49
 12 50-54
 6 55-59
 9 60-64
 5 65-69
 4 70-74
 6 75 or older
 1 REFUSED/NR

S9A Are you Spanish, Hispanic, or Latino?

4% YES
94 NO
2 REFUSED/NR

S9 Which of the following describe your race? You can select as many as apply. [READ LIST. RECORD AS MANY AS APPLY]

87% White/Caucasian
9 Black/African-American
-- Asian/Asian-American, or
3 Some other race
1 REFUSED/NR

S10 Was your TOTAL household income BEFORE taxes for 2007 less than \$40,000 or \$40,000 or more?

39% LESS THAN \$40,000 --> Was that . . . ? [READ CHOICES]

9 Under \$15,000
10 \$15,000 but less than \$25,000
6 \$25,000 but less than \$30,000
6 \$30,000 but less than \$35,000
5 \$35,000 but less than \$40,000

50% \$40,000 OR MORE --> Was that . . . ? [READ CHOICES]

9 \$40,000 but less than \$50,000
9 \$50,000 but less than \$60,000
9 \$60,000 but less than \$75,000
11 \$75,000 but less than \$100,000
10 \$100,000 or more
11% DON'T KNOW/REFUSED/NR

Thank you very much for your time. May I please verify that I reached you by dialing . .

(AREA CODE)

(TELEPHONE NUMBER)